

2012 EDITION



# Commercial & Residential Hardware Pocket Guide



## Welcome to HOPPE (UK) Ltd

Founded in 1988 HOPPE (UK) Ltd is now recognised as market leader in the field of door and window hardware where the HOPPE product is highly respected for its quality, innovation and performance.

A purpose built state-of-the-art distribution centre at Gailey Park, seven miles north of Wolverhampton, provides the ideal location for distribution throughout the UK. At 50,000 sq.ft. it offers ultra modern facilities for both employees and customers with a fully equipped showroom/meeting room available.

The company is organised into two distinct divisions, namely the Architectural Division and the Door & Window Division.

The publication of this new catalogue allows us to present numerous new products alongside existing ranges. The products featured have been tested to meet the latest European and British standards where applicable, offering quality and innovation to all sectors of the market.

HOPPE UK remains committed to offering exceptional customer service. Our dedicated staff are highly trained with many holding the DipGAI or RegAI industry qualification.

Our vision statement is that HOPPE (UK) Ltd strives for continued growth through our employees' absolute commitment to long term trusting partnerships with colleagues, customers and suppliers.

## ARRONE®

Under the ARRONE® brand name, HOPPE (UK) Ltd are able to offer a comprehensive range of architectural quality door and window hardware along with accessories. Many products are manufactured exclusively by leading hardware manufacturers throughout the world. Within the extensive range are door closers, floor springs, emergency exit devices, cylinders, architectural mortice lock cases, hinges, anti ligature fittings and shelving.

ARRONE® products are designed and manufactured to complement the HOPPE range of aluminium, brass, stainless steel and nylon door and window hardware.



INVESTOR IN PEOPLE



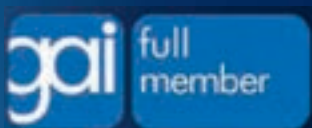
# YOU CAN TRUST IN OUR CERTIFICATION

Leaders in innovation, design,  
quality, range and service



**BS EN1906: 2010**  
**BS EN1125: 2008**  
**BS EN179: 2008**  
**BS EN1154: 1997**  
**BS EN1155: 1997**  
**BS EN12209: 2003**  
**BS EN1303: 2005**  
**BS EN1935: 2002**  
**BS EN1634-1**  
**BS EN1670: 2007**  
**BS 3621: 2007 + A1:2009**  
**BS EN 12320: 2001**

all certificates available on request



**BS EN ISO 9001: 2008**  
**BS EN ISO 14001: 2004**



Secured by Design



Police Preferred Specification



INVESTOR IN PEOPLE



**ARRONE®**  
The **Complete** Range

# New & Coming Soon from HOPPE (UK)

## **New products for HOPPE (UK) Ltd**

ARRONE® Floorsprings

Touchbar Emergency  
Exit Hardware

ARRONE® Shelving Additions

Glass Door Fittings

Steel door options for 900  
series panic hardware





**New literature coming in 2012**

Brass Brochure 2012

Door Controls Brochure 2012

PAS24 Leaflet

Door & Window Brochure 2012



Guide to Finishes	7	Anti-Ligature Hardware	61-71
Aluminium Door Furniture	9-15	Door Controls	72-83
Brass Door Furniture	16-30	Panic Hardware	84-95
Stainless Steel Door Furniture	31-42	Locks & Cylinders	96-111
Nylon Door Furniture & Accessories	43, 44, 52, 57, 59	Hinges	112-113
Escutcheons	45-46	Creative Shelving Solutions	114-120
Pull Handles	47-52	Electronics & Access Control	121-129
Accessories	53-57	PVCu Door Furniture	130-139
Signs	58-59		
Bathroom Fittings for Inclusive Design & Facility Furniture	60		

**Disclaimer:**

We have made every effort to ensure that at the time of going to print all information shown in this catalogue is correct. However, in our efforts to continually improve our products and offer only the highest levels of quality, we reserve the right to make alterations to the product specifications.

Owing to limitations in the printing process, metal finishes and colours may not always be representative of the actual finished product. Where known, the LRV (Light Reflectance Value) is shown to aid selection when specifying to the recommendations of BS 8300 and Approved Document 'M'.

## Aluminium Hardware



**F1 SAA**  
LRV: 60

**F3 GAA**  
LRV: 43.55

## Brass Hardware



**F41 Satin Chrome**

**F49 Polished Chrome**

**F71 Polished Brass**  
LRV: 38.65

**F72 Satin (Brushed) Brass**

**F77-R Resista Brass**  
LRV: 31.35

**F98 Matt Chrome**

**F9 Brushed/Aluminium Steel**

## Stainless Steel Hardware



**F68 Polished Stainless Steel**  
LRV: 41.16

**F69 Satin Stainless Steel**  
LRV: 42.63

## Nylon Hardware



**F1004 Golden Yellow**  
LRV: 44.78

**F3003 Red (Rouge)**  
LRV: 7.97

**F3005 Claret (Burgundy)**  
LRV: 4.84

**F5002 Cobalt Blue**  
LRV: 5.09

**F5003 Midnight (Dark) Blue**  
LRV: 4.85

**F6016 Green (Viridian)**  
LRV: 10.98

**F7506 Anthracite Grey**  
LRV: 9.49



**F7506 Manhattan Light Grey**  
LRV: 42.46

**F5011 Steel Blue**  
LRV: 4.97

**F9016 Diamond White**  
LRV: 88.19

**F9017 Black (Ebony)**  
LRV: 2.92

## Door Controls and Emergency Exit Hardware



Silver (SE)

Gold (GE) & GAA

Satin Aluminium (SAA)

Polished Aluminium (PAA)

Polished Brass (PB)

Polished Stainless Steel/Chrome (PSS/PCH)

Satin Stainless Steel/Chrome (SSS/SCP)



**F1004 Golden Yellow**  
LRV: 44.78

**F3003 Red (Rouge)**  
LRV: 7.97

**F3005 Claret (Burgundy)**  
LRV: 4.84

**F5002 Cobalt Blue**  
LRV: 5.09

**F5003 Midnight (Dark) Blue**  
LRV: 4.85

**F6016 Green (Viridian)**  
LRV: 10.98

**F7043 Flint (Dark) Grey**  
LRV: 9.49



**F7506 Manhattan Light Grey**  
LRV: 42.46

**F9016 Diamond White**  
LRV: 88.19

**F9017 Black (Ebony)**  
LRV: 2.92

# HOPPE quick-fit connection

## HOPPE quick-fit connection

What's needed with the new door handle fitting?



**!** You don't need an Allen screw or any other tool to fit door handles with the HOPPE quick-fit connection



### Door handle fitting with the HOPPE quick-fit connection

1. Insert the handle with fixed spindle into the lock follower.
2. Simply push the receiver handle onto the fixed spindle of the other handle as far as it will go.

**That's all!**

### Quicker and better

- Very quick door handle fitting – 75% time saving!
- No Allen screws or transverse spindles needed
  - No hole needed for Allen screw
  - No alignment of the spindle necessary when tightening the Allen screw
  - No loosening of the Allen screw or spindle possible
- Integrated blocking mechanism in the receiver handle
  - No tools necessary
  - Play-free handle connection
  - Long lasting, firm fitting of the handles
- Use of a solid spindle
  - Solid spindle for maximum torque transmission
- Variable axial handle fitting tested to DIN EN 1906 (Grade 3)
  - Can be used for various door thicknesses (in a defined area)
- Easy and quick removal of handles
  - Eg with the Allen key included or a screwdriver
- Allows doors to be transported with the backplate only fitted, maximising truck capacity and reducing carbon footprint

### 10-year operational guarantee

Naturally, HOPPE provides an operational guarantee on all HOPPE manufactured products.

### Patent application

The HOPPE quick-fit connection technology is registered as a utility model with European Patent registration pending.



## HOPPE Marseille 1138 Series with HOPPE quick-fit connection

Lever on Type 42K Rose (Sprung & Unsprung) & Lever on Type 267U & 2600 Backplate (Sprung)

### application

- Suitable for Commercial Applications

### features

- Please specify at time of ordering the door thickness range required
- Door Thickness Range 35mm to 45mm (for 30 min Fire Door)
- Door Thickness Range 45mm to 55mm (for 60 minutes Fire Door)
- Supplied complete with bolt through & wood screw fixings
- LRV Rating: HOPPE F1 Finish LRV of 60
- Lever on Rose supplied with HOPPE quick-fit connection

### finishes

- SAA (HOPPE F1 finish)

### standards and certification



**Quality & Performance:** Successfully type tested to all the requirements of EN1906: 2002 Grade 3 (Test reports/certificates are available on request)

**\*Note: This classification only applies to the sprung lever on round rose version. The unsprung lever has a U in digit 8**

3	7	-	1*	1	4	0	B
---	---	---	----	---	---	---	---



**Fire Safety:** Included on a successful fire test to BS EN1634 Part1. Assessed for use on 30 and 60 minutes fire doors



**Conformity Statement:** This product satisfies the dimensional recommendations contained within BS8300:2009 for Lever Handles. However the product alone does not give full compliance to BS8300 and consideration must be given to other installed hardware on the doorset.

**Guarantee:** 10 year operational guarantee



#### Type 42K - 52x8mm round rose\*

- Please specify at time of ordering the door thickness range required
- Door Thickness Range 35mm to 45mm (for 30 min Fire Door)
- Door Thickness Range 44mm to 54mm (for 1 hour Fire Door)



#### Type 267U - 155x40mm rectangular backplate concealed fix

- To suit: Latch, Lever Key, Euro, Oval & Bathroom
- Standard door thickness range 41mm to 50mm, longer spindles available



#### Type 2600 - 194x40mm radiused backplate concealed fix

- To suit: Latch, Lever Key, Euro, Oval & Bathroom
- Standard door thickness range 41mm to 50mm, longer spindles available

## HOPPE Paris 138S Series (AR200S Range)



**Type 42K - 52x8mm round rose\***

- Door thickness range 40mm to 47mm (sprung levers)
- Door thickness range 30mm to 49mm (unsprung levers)



**Type 267U - 155x40mm rectangular backplate concealed fix\***

- To suit: Latch, Lever Key, Euro, Oval & Bathroom
- Standard door thickness range 41mm to 50mm, longer spindles available



**Type 2600 - 194x40mm radiused backplate concealed fix\***

- To suit: Latch, Lever Key, Euro, Oval & Bathroom
- Standard door thickness range 41mm to 50mm, longer spindles available



**Type 306 - 160x64mm face fixed backplate**

- To suit: Latch, Lever Key, Euro, Oval & Bathroom
- Door Thickness Range 40mm to 60mm



**Type 304L - 160x160mm face fixed backplate**

- To suit: Latch, Lever Key, Euro, Oval & Bathroom
- Door Thickness Range 40mm to 60mm

Lever on Type 42K Rose & Lever on Type 267U, 2600, 304L & 306 Backplate Ø 19mm or Ø 22mm (Sprung & Unsprung)

**application**

- Suitable for Commercial Applications

**features**

- Supplied with both bolt through and wood screw fixings
- Suitable for 30min and 1 hour fire doors
- LRV Rating: HOPPE F1 Finish LRV of 60
- Longer spindles are available to suit 60 minutes fire doors

**finishes**

- SAA (HOPPE F1 finish)

**standards and certification**



**Quality & Performance:** Successfully type tested to all the requirements of EN1906: 2002 Grade 3 (Test reports/certificates are available on request)

**\*Note: this classification only applies to the 19mm sprung versions marked with an asterisk**

3	7	-	1*	1	4	0	A
---	---	---	----	---	---	---	---



**Fire Safety:**Included on a successful fire test to BS EN1634 Part1. Assessed for use on 30 and 60 minutes fire doors



**Conformity Statement:** This product satisfies the dimensional recommendations contained within BS8300:2009 for Lever Handles.

**Guarantee:** 10 year operational guarantee

## HOPPE Paris Series – 138S/42K (Grade 4 BS EN1906: 2002)

### Lever on Round Rose Ø 19mm

#### Application

- Suitable for Commercial Applications



**Quality & Performance:** Successfully type tested to all the requirements of BS EN1906: 2002 Grade 4 (Test reports/certificates are available on request)

**Note:** This classification only applies to the sprung version



**Fire Safety:** Included on a successful fire test to BS EN1634 Part1. Assessed for use on 30 and 60 minutes fire doors



**Conformity Statement:** This product satisfies the dimensional recommendations contained within BS8300:2009 for Lever Handles.

**Guarantee:** 10 year operational guarantee



#### Type 267U - 155x40mm rectangular backplate concealed fix\*

- To suit: Latch, Lever Key, Euro, Oval & Bathroom
- Standard door thickness range 41mm to 50mm, longer spindles available

#### Type 2600 - 194x40mm radiused backplate concealed fix\*

- To suit: Latch, Lever Key, Euro, Oval & Bathroom
- Standard door thickness range 41mm to 50mm, longer spindles available

## HOPPE Luxembourg 199 Series

### Lever on Type 42K Rose (Sprung)

#### application

- Suitable for Commercial Applications

#### features

- Supplied with both bolt through and wood screw fixings
- Suitable for 40mm to 47mm door thickness
- Longer spindles are available to suit 54mm thick doors
- LRV Rating: HOPPE F1 Finish LRV of 60

#### finishes

- SAA (HOPPE F1 finish)

#### standards and certification



**Quality & Performance:** Successfully type tested to all the requirements of EN1906: 2002 Grade 3



**Fire Safety:** Included on a successful fire test to BS EN1634 Part1. Assessed for use on 30 and 60 minutes fire doors

**Guarantee:** 10 year operational guarantee



Type 42K - 52x8mm round rose

## HOPPE Amsterdam 1400 Series

---



Type 42K - 52x8mm round rose

### Lever on Type 42K Rose (Unsprung)

#### application

- Suitable for Commercial Applications

#### features

- Supplied with wood screw fixings
- Suitable for 30mm to 49mm door thickness
- Longer spindles are available to suit 54mm thick doors
- LRV Rating: HOPPE F1 Finish LRV of 60

#### finishes

- SAA (HOPPE F1 finish)

#### standards and certification



**Fire Safety:** Included on a successful fire test to BS EN1634 Part1. Assessed for use on 30 and 60 minutes fire doors

**Guarantee:** 10 year operational guarantee

## HOPPE Stockholm 1140 Series

---



Type 42K - 52x8mm round rose

### Lever on Type 42K Rose (Sprung)

#### application

- Suitable for Commercial Applications

#### features

- Supplied with wood screw fixings
- Suitable for 34mm to 49mm door thickness
- Longer spindles are available to suit 54mm thick doors
- LRV Rating: HOPPE F1 Finish LRV of 60

#### finishes

- SAA (HOPPE F1 finish)

#### standards and certification



**Fire Safety:** Included on a successful fire test to BS EN1634 Part1. Assessed for use on 30 and 60 minutes fire doors

**Guarantee:** 10 year operational guarantee



## HOPPE Bedford 114L Series

### Lever on Type 42K Rose (Sprung)

#### application

- Suitable for Commercial Applications

#### features

- Supplied with wood screw fixings
- Suitable for 30mm to 49mm door thickness
- Longer spindles are available to suit 54mm thick doors
- LRV Rating: HOPPE F1 Finish LRV of 60

#### finishes

- SAA (HOPPE F1 finish)

#### standards and certification



**Fire Safety:** Included on a successful fire test to BS EN1634 Part1. Assessed for use on 30 and 60 minutes fire doors

**Guarantee:** 10 year operational guarantee



Type 42K - 52x8mm round rose

## HOPPE Strasbourg 173 Series (Concealed Fix)

### Lever on Type 266 & 267 Rectangular Plate (Sprung)

#### application

- Suitable for Light Commercial Applications

#### features

- Supplied with bolt through fixings
- Suitable for 41mm to 50mm door thickness
- LRV: HOPPE F1 Finish LRV of 60

#### finishes

- SAA (HOPPE F1 finish)

#### standards and certification

**Guarantee:** 10 year operational guarantee



Type 266 - 103x40mm concealed fix short plate

Type 267- 154x40mm concealed fix long plate

#### Available in

- Short Plate: Latch
- Long Plate: Lever Key, Euro, Oval & Bathroom

## HOPPE Edinburgh 189N Series (Face Fix)



Type 266 - 103x40mm concealed fix short plate  
Type 267- 154x40mm concealed fix long plate  
Available in

- Short Plate: Latch
- Long Plate: Lever Key, Euro, Oval & Bathroom

### Lever on Type 266 & 267 Rectangular Plate (Sprung)

#### application

- Suitable for Light Commercial Applications

#### features

- Supplied with wood screws
- Suitable for 20mm to 40mm door thickness
- LRV: HOPPE F1 Finish LRV of 60

#### finishes

- SAA (HOPPE F1 finish)

#### standards and certification

**Guarantee:** 10 year operational guarantee

## HOPPE Dubayy 107L Series



Type 266 - 103x40mm concealed fix short plate  
Type 267- 154x40mm concealed fix long plate  
Available in

- Short Plate: Latch\*
- Long Plate: Lever Key\*, Euro, Oval & Bathroom

### Lever on Type 266 & 267 Rectangular Plate (Sprung)

#### application

- Suitable for Light Commercial Applications

#### features

- Supplied with wood screws
- Suitable for 20mm to 40mm door thickness
- LRV: HOPPE F1 Finish LRV of 60

#### finishes

- SAA (HOPPE F1 finish)

#### standards and certification



**Quality & Performance:** Successfully type tested to all the requirements of EN1906: 2002 Grade 2 (Test reports/certificates are available on request)

**\*Note: this classification only applies to the product marked with an asterisk**

2	6	-	0	1	3	0	A
---	---	---	---	---	---	---	---

**Guarantee:** 10 year operational guarantee

## HOPPE Dubayy 107L Series

### Lever on Type 2835K Plate with Nylon Insets (Sprung)

#### application

- Suitable for Light Commercial Applications

#### features

- Supplied with wood screws
- Suitable for 32mm to 50mm door thickness
- LRV: HOPPE F1 Finish LRV of 60

#### finishes

- SAA (HOPPE F1 finish)

#### standards and certification

**Guarantee:** 10 year operational guarantee



**Type 266 - 103x40mm concealed fix short plate**

**Type 267- 154x40mm concealed fix long plate**

#### Available in

- Short Plate: Latch
- Long Plate: Lever Key, Euro, Oval & Bathroom

## HOPPE Leon M1720 Series (Victorian Scrolled Lever Style)

---



**Type M2710 - 208x49mm face fix long plate**

- Latch, Lever Key, Euro & Bathroom

### Lever on M2710 Shaped Plate (Sprung)

#### application

- Suitable for Domestic Use Only

#### features

- Supplied with wood screw fixings
- Sprung furniture
- Suitable for interior doors
- Suitable for door thickness up to 44mm

#### finishes

- Available in polished brass, polished chrome or satin chrome

#### standards and certification



**Fire Safety:** Included on a successful fire test to BS EN1634 Part1. Assessed for use on 30 minute fire doors

**Guarantee:** 10 year operational guarantee

## HOPPE Orléans M1655 Series

---



**Type M3771EK - 113x48mm face fix short plate**

**Type M3771K - 169x48mm face fix long plate**

#### Available in

- Short Plate: Latch
- Long Plate: Latch, Lever Key, Euro, Oval, Bathroom & Privacy

### Lever on Type M3771EK & M3771K Radiused Plate (Sprung)

#### application

- Suitable for Domestic Use Only

#### features

- Supplied with wood screw fixings
- Suitable for interior doors
- Suitable for door thickness up to 44mm

#### finishes

- Available in polished brass, polished chrome or satin chrome

#### standards and certification



**Fire Safety:** Included on a successful fire test to BS EN1634 Part1. Assessed for use on 30 minute fire doors

**Guarantee:** 10 year operational guarantee



## HOPPE Havanna Series - M1611

### Lever on Type M42K Rose (Sprung)

#### application

- Suitable for Domestic & Light Commercial Use

#### features

- Supplied with wood screw fixings
- Suitable for interior doors
- Suitable for door thickness up to 47mm

#### finishes

- Available in polished brass, polished chrome or satin chrome



**Fire Safety:** Included on a successful fire test to BS EN1634 Part1. Assessed for use on 30 minute fire doors

**Guarantee:** 10 year operational guarantee



Type M42K - 52x8mm Round Rose

## HOPPE Havanna Series - M1611

### Lever on Type M3006 Radiused Plate (Sprung)

#### application

- Suitable for Domestic & Light Commercial Use

#### features

- Supplied with bolt through screw fixings
- Suitable for interior doors
- Suitable for door thickness up to 47mm

#### finishes

- Available in polished brass, polished chrome or satin chrome



**Fire Safety:** Included on a successful fire test to BS EN1634 Part1. Assessed for use on 30 minute fire doors

**Guarantee:** 10 year operational guarantee



Type M3006 - 180x41mm face fix long plate  
Available in

- Latch, Lever Key, Euro & Bathroom

## HOPPE Las Palmas Series - M1609

---



Type M42K - 52x8mm round rose

### Lever on Type M42K Rose (Sprung)

#### application

- Suitable for Domestic & Light Commercial Use

#### features

- Supplied with wood screw fixings
- Suitable for interior doors
- Suitable for door thickness up to 47mm

#### finishes

- Available in polished brass, polished chrome or satin chrome



**Fire Safety:** Included on a successful fire test to BS EN1634 Part1. Assessed for use on 30 minute fire doors

**Guarantee:** 10 year operational guarantee

## HOPPE Las Palmas Series - M1609

---



Type M3006 - 180x41mm face fix long plate

#### Available in

- Latch, Lever Key, Euro & Bathroom

### Lever on Type M3006 Radiused Plate (Sprung)

#### application

- Suitable for Domestic & Light Commercial Use

#### features

- Supplied with bolt through screw fixings
- Suitable for interior doors
- Suitable for door thickness up to 47mm

#### finishes

- Available in polished brass, polished chrome or satin chrome



**Fire Safety:** Included on a successful fire test to BS EN1634 Part1. Assessed for use on 30 minute fire doors

**Guarantee:** 10 year operational guarantee

## HOPPE Vicenza Series - M1544

### Lever on Type M42K Rose (Sprung)

#### application

- Suitable for Domestic & Light Commercial Use

#### features

- Supplied with wood screw fixings
- Suitable for interior doors
- Suitable for door thickness up to 47mm

#### finishes

- Available in polished brass, polished chrome or satin chrome



**Fire Safety:** Included on a successful fire test to BS EN1634 Part1. Assessed for use on 30 minute fire doors

**Guarantee:** 10 year operational guarantee



Type M42K - 52x8mm round rose

### Lever on Type M3006 Radiused Plate (Sprung)

#### application

- Suitable for Domestic & Light Commercial Use

#### features

- Supplied with bolt through screw fixings
- Sprung furniture
- Suitable for interior doors
- Suitable for door thickness up to 47mm

#### finishes

- Available in polished brass, polished chrome or satin chrome



**Fire Safety:** Included on a successful fire test to BS EN1634 Part1. Assessed for use on 30 minute fire doors

**Guarantee:** 10 year operational guarantee



Type M3006 - 180x41mm face fix long plate  
**Available in**

- Latch, Lever Key, Euro & Bathroom

## HOPPE Istanbul M171 Series



Type M17K - 52x8mm round rose

### Lever on Type M17K Rose (Sprung)

#### application

- Suitable for Domestic Use Only

#### features

- Supplied with wood screw fixings
- Suitable for interior doors
- Suitable for door thickness up to 47mm

#### finishes

- Available in polished brass, polished or satin chrome

#### standards and certification



**Fire Safety:** Included on a successful fire test to BS EN1634 Part1. Assessed for use on 30 minute fire doors

**Guarantee:** 10 year operational guarantee

## HOPPE Barcelona M154 Series



Type M354 - 245x42mm face fix long plate

#### Available in

- Latch, Lever Key, Euro & Bathroom

### Lever on Type M354 Radiused Long Plate (Sprung)

#### application

- Suitable for Domestic & Light Commercial Use

#### features

- Supplied with bolt through fixings
- Suitable for interior doors
- Suitable for door thickness up to 44mm

#### finishes

- Available in polished brass/satin brass or polished chrome/satin chrome

#### standards and certification



**Fire Safety:** Included on a successful fire test to BS EN1634 Part1. Assessed for use on 30 minute fire doors

**Guarantee:** 10 year operational guarantee



## HOPPE Acapulco Series

### Lever on Square Rose (Sprung)

#### application

- Suitable for Domestic & Light Commercial Use

#### features

- Supplied with bolt through screw fixings
- Sprung furniture
- Suitable for interior doors
- Supplied with HOPPE 8x110mm Solid Spindle
- Suitable for door thickness up to 53mm
- Supplied with HOPPE quick-fit connection

#### finishes

- Available in brushed brass, satin chrome, polished chrome, polished/satin chrome

#### standards and certification



**Fire Safety:** Included on a successful fire test to BS EN1634 Part1. Assessed for use on 30 minute fire doors

**Guarantee:** 10 year operational guarantee



Type M18K-53 x 9mm square rose

## HOPPE Ródos M1603 Series with HOPPE quick-fit connection

### Lever on Type M23K Rose (Sprung)

#### application

- Suitable for Domestic & Light Commercial Use

#### features

- Supplied with wood screw fixings
- Suitable for interior doors
- Door thickness range 30 to 56mm



Supplied with HOPPE quick-fit connection

#### finishes

- Available in Resista® polished brass, polished brass, polished chrome & matt chrome

#### standards and certification



**Fire Safety:** Included on a successful fire test to BS EN1634 Part1. Assessed for use on 30 minute fire doors

**Guarantee:** 10 year operational guarantee



Type M23K - 52x10mm Round Rose

## HOPPE Ródos M1603 Series



Type M354 - 245x42mm face fix long plate  
Available in

- Latch, Lever Key, Euro & Bathroom

### Lever on Type M354 Radiused Long Plate (Sprung)

#### application

- Suitable for Domestic & Light Commercial Use

#### features

- Supplied with bolt through fixings
- Suitable for interior doors
- Suitable for door thickness up to 44mm (on Plate)

#### finishes

- Available in polished brass or polished chrome

#### standards and certification



**Fire Safety:** Included on a successful fire test to BS EN1634 Part1. Assessed for use on 30 minute fire doors

**Guarantee:** 10 year operational guarantee

## HOPPE Athinai M156 Series with HOPPE quick-fit connection



Type M19K - 52x11mm round rose

### Lever on Type M19K Rose (Sprung)

#### application

- Suitable for Domestic & Light Commercial Use

#### features

- Supplied with wood screw fixings
- Suitable for interior doors
- Door thickness range 35 to 53mm



Supplied with HOPPE quick-fit connection

#### finishes

- Available in polished brass, Resista® polished brass/satin brass, polished brass/polished chrome, or polished chrome/satin stainless steel

#### standards and certification



**Fire Safety:** Included on a successful fire test to BS EN1634 Part1. Assessed for use on 30 minute fire doors

**Guarantee:** 10 year operational guarantee

## HOPPE Bergen M1602 Series with HOPPE quick-fit connection

### Lever on Type M19K Rose (Sprung)

#### application

- Suitable for Domestic & Light Commercial Use

#### features

- Supplied with bolt through & wood screw fixings
- Suitable for interior doors
- Door thickness range 37 to 50mm



- Supplied with HOPPE quick-fit connection

#### finishes

- Available in polished brass/satin brass, satin brass/gun metal or polished chrome/gun metal

#### standards and certification



**Fire Safety:** Included on a successful fire test to BS EN1634 Part1. Assessed for use on 30 minute fire doors

**Guarantee:** 10 year operational guarantee



Type M19K - 52x11mm round rose

## HOPPE Capri M1950 Series

### Lever on Type M15K Rose (Sprung)

#### application

- Suitable for Domestic & Light Commercial Use

#### features

- Supplied with wood screw fixings
- Suitable for interior doors
- Suitable for door thickness up to 54mm

#### finishes

- Available in polished chrome/satin stainless steel, polished brass/polished chrome, satin brass/satin stainless steel, Resista® polished brass/satin brass

#### standards and certification



**Fire Safety:** Included on a successful fire test to BS EN1634 Part1. Assessed for use on 30 minute fire doors

**Guarantee:** 10 year operational guarantee



Type M15K - 52x8mm round rose

## HOPPE Phoenix M1640 Series with HOPPE quick-fit connection

---



Type M19K - 52x11mm round rose

### Lever on Type M19K Rose (Sprung)

#### application

- Suitable for Domestic & Light Commercial Use

#### features

- Supplied with bolt through and wood screw fixings
- Suitable for interior doors
- Door thickness range 37 to 50mm



Supplied with HOPPE quick-fit connection

#### finishes

- Available in polished brass/satin brass or polished chrome/matt chrome

#### standards and certification



**Fire Safety:** Included on a successful fire test to BS EN1634 Part1. Assessed for use on 30 minute fire doors

**Guarantee:** 10 year operational guarantee

## HOPPE Monte Carlo Series with HOPPE quick-fit connection

---



Type 25K 60x52x11mm rose

### Lever Set on Rose – M1550 (supplied with escutcheons)

#### features

- Supplied with HOPPE quick-fit connection
- Supplied with wood screw fixings
- Spring assisted furniture
- Suitable for interior doors
- Suitable for door thickness range 35mm to 44mm



**Fire Safety:** Included on a successful fire test to BS EN1634 Part1. Assessed for use on 30 minute fire doors

**Guarantee:** 10 year operational guarantee

## HOPPE Atlanta M1530 Series with HOPPE quick-fit connection

### Lever on Type M23K Rose (Sprung)

#### application

- Suitable for Domestic & Light Commercial Use

#### features

- Supplied with bolt through and wood screw fixings
- Suitable for interior doors
- Door thickness range 32 to 47mm



Supplied with HOPPE quick-fit connection

#### finishes

- Available in polished brass, satin brass, satin chrome or polished chrome

#### standards and certification



**Fire Safety:** Included on a successful fire test to BS EN1634 Part1. Assessed for use on 30 minute fire doors

**Guarantee:** 10 year operational guarantee



Type M23K - 52x10mm round rose

## HOPPE Toronto M1020 Series with HOPPE quick-fit connection

### Lever on Type M19K Rose (Sprung)

#### application

- Suitable for Domestic & Light Commercial Use

#### features

- Supplied with bolt through & wood screw fixings
- Suitable for interior doors
- Door thickness range 30 to 61mm



Supplied with HOPPE quick-fit connection

#### finishes

- Available in polished brass, polished chrome, matt chrome

#### standards and certification



**Fire Safety:** Included on a successful fire test to BS EN1634 Part1. Assessed for use on 30 minute fire doors

**Guarantee:** 10 year operational guarantee



Type M19K - 52x11mm round rose

## HOPPE Verona M151 Series



Type M42K - 52x8mm round rose

### Lever on Type M42K Rose (Sprung & Unsprung)

#### application

- Suitable for Domestic & Light Commercial Use

#### features

- Supplied with wood screw fixings
- Suitable for interior doors
- Door thickness range 33 to 48mm



- Supplied with HOPPE quick-fit connection

#### finishes

- Available in polished brass or Resista® polished chrome

#### standards and certification



**Fire Safety:** Included on a successful fire test to BS EN1634 Part1. Assessed for use on 30 minute fire doors

**Guarantee:** 10 year operational guarantee

## HOPPE Paris M138L Series



Type M42K - 52x8mm round rose

### Ø 19mm Lever on Type M42K Rose (Sprung & Unsprung)

#### application

- Suitable for Domestic & Light Commercial Use

#### features

- Supplied with bolt through fixings
- Suitable for interior doors
- Suitable for door thickness up to 47mm

#### finishes

- Available in polished brass

#### standards and certification



**Fire Safety:** Included on a successful fire test to BS EN1634 Part1. Assessed for use on 30 minute fire doors

## HOPPE Cortina M195 Series

---

### Lever on M265 backplate

#### application

- Suitable for Domestic & Light Commercial Use

#### features

- Supplied with wood screw fixings
- Suitable for interior doors
- Suitable for door thicknesses up to 47mm

#### finishes

- Available in polished brass, Resista® polished chrome, Resista® satin chrome

#### standards and certification

**Guarantee:** 10 year operational guarantee



### Lever on M379 backplate

#### application

- Suitable for Domestic & Light Commercial Use

#### features

- Supplied with wood screw fixings
- Suitable for interior doors
- Suitable for door thicknesses up to 47mm

#### finishes

- Available in polished brass, polished chrome, satin chrome

#### standards and certification

**Guarantee:** 10 year operational guarantee



## HOPPE Atlanta M1530M Series




### Lever on M379 backplate

#### application

- Suitable for Domestic & Light Commercial Use

#### features

- Supplied with wood screw fixings
- Suitable for interior doors
- Suitable for door thicknesses up to 47mm
-  Supplied with HOPPE quick-fit connection

#### finishes

- Available in polished brass, polished chrome, satin chrome

#### standards and certification

**Guarantee:** 10 year operational guarantee




### Lever on M265 backplate

#### application

- Suitable for Domestic & Light Commercial Use

#### features

- Supplied with wood screw fixings
- Suitable for interior doors
- Suitable for door thicknesses up to 47mm
-  Supplied with HOPPE quick-fit connection

#### finishes

- Available in polished brass, polished chrome, satin chrome

#### standards and certification

**Guarantee:** 10 year operational guarantee

## ARRONE® AR5000/AR5001 Series Victorian Straight & Scrolled Lever Furniture

### AR5000 Series Victorian Straight Lever Furniture

#### application

- Suitable for Domestic Use Only

#### features

- Supplied with wood screw fixings
- Sprung furniture
- Suitable for interior doors
- Suitable for door thicknesses up to 44mm

#### finishes

- Available in polished brass, polished chrome, satin chrome



### AR5001 Series Victorian Scrolled Lever Furniture

#### application

- Suitable for Domestic Use Only

#### features

- Supplied with wood screw fixings
- Sprung furniture
- Suitable for interior doors
- Suitable for door thicknesses up to 44mm

#### finishes

- Available in polished brass, polished chrome, satin chrome



## ARRONE® AR461 Grade 316 Stainless Steel Furniture - Brass PVD finish



Lever on ø52mm rose

### AR461: 19mm Return to Door Lever on 52mm x 8mm Rose (Sprung)

#### application

- Suitable for Commercial Use

#### features

- Grub screw fixing onto 8mm x 100mm spindle
- Suitable for 40mm to 50mm door thickness
- Longer spindles are available to suit 54mm thick doors

#### finishes

- Available in PVD brass finish

#### standards and certification



**Quality & Performance:** Successfully type tested to all the requirements of BS EN1906: 2002 Grade 3 (Test reports/certificates are available on request).

3	7	-	1*	1	4	0	B
---	---	---	----	---	---	---	---



**Fire Safety:** Included on a successful fire test to BS EN1634 Part1. Assessed for use on 30 and 60 minutes timber and 4 hours on steel doors



**Conformity Statement:** This product satisfies the dimensional recommendations contained within BS8300:2009 for Lever Handles. However the product alone does not give full compliance to BS8300 and consideration must be given to other installed hardware on the doorset.



178x40mm rectangular coverplate

Available in

- Latch, Lever Key, Euro, Oval & Bathroom

### AR461: Ø 19mm Return to Door Lever on Concealed Fix Rectangular Plate (Sprung & Unsprung)

#### application

- Suitable for Commercial Use

#### features

- Grub screw fixing onto 8mm x 100mm spindle
- Suitable for 40mm to 50mm door thickness
- Longer spindles are available to suit 54mm thick doors

#### finishes

- Available in PVD brass finish

#### standards and certification



**Conformity Statement:** This product satisfies the dimensional recommendations contained within BS8300:2009 for Lever Handles. However the product alone does not give full compliance to BS8300 and consideration must be given to other installed hardware on the doorset.

## HOPPE Marseille Series EX1138Z (Grade 316 Stainless Steel)

### Lever on Type E42K Rose (Sprung)

#### application

- Suitable for Commercial Use

#### features

- Heavy duty springing
- Laser welding on neck of lever for heavy duty operation
- Supplied with two 5mm bolt through fixings giving stronger, more secure fixing alleviating the need for grub screw into lever neck
- Over 90 ° full operation of lever, which can take up any "play" in oversized lock followers
- Supplied with 8mm x 125mm full profile spindle (680092)
- Suitable for 40mm to 45mm door thickness
- Longer spindles available for thicker doors.
- LRV Rating: HOPPE F69 (SSS) Finish LRV of 42.63

#### standards and certification



**Quality & Performance:** Successfully type tested to all the requirements of EN1906: 2002 Grade 2 (Test reports/certificates are available on request)

2	6	-	1	1	4	0	A
---	---	---	---	---	---	---	---



**Fire Safety:** Included on a successful fire test to BS EN1634 Part1. Assessed for use on 30 min and 60 minutes timber fire doors and 4 hours on steel doors.



**Conformity Statement:** This product satisfies the dimensional recommendations contained within BS8300:2009 for Lever Handles.

**Guarantee:** 10 year operational guarantee



Type E42K - 52x8mm round rose

## HOPPE Verona Series EX1800Z (Grade 316 Stainless Steel)



Type E42K - 52x8mm round rose

### Lever on Type E42K Rose (Sprung)

#### application

- Suitable for Commercial Use

#### features

- Heavy duty springing
- Laser welding on neck of lever for heavy duty operation
- Supplied with two 5mm bolt through fixings giving stronger, more secure fixing alleviating the need for grub screw into lever neck
- Over 90 ° full operation of lever, which can take up any "play" in oversized lock followers
- Supplied with 8mm x 125mm full profile spindle (680092)
- Suitable for 40mm to 45mm door thickness
- Longer spindles available for thicker doors.
- LRV Rating: HOPPE F69 (SSS) Finish LRV of 42.63

#### standards and certification



**Quality & Performance:** Successfully type tested to all the requirements of EN1906: 2002 Grade 2 (Test reports/certificates are available on request)

2	6	-	0	1	4	0	A
---	---	---	---	---	---	---	---



**Fire Safety:** Included on a successful fire test to BS EN1634 Part1. Assessed for use on 30 min and 60 minutes timber doors and 4 hours on steel doors

**Guarantee:** 10 year operational guarantee

## HOPPE Las Vegas Series EX1440Z (Grade 316 Stainless Steel)

### Lever on Type E42K Rose (Sprung)

#### application

- Suitable for Commercial Use

#### features

- Heavy duty springing
- Laser welding on neck of lever for heavy duty operation
- Supplied with two 5mm bolt through fixings giving stronger, more secure fixing alleviating the need for grub screw into lever neck
- Over 90 ° full operation of lever, which can take up any "play" in oversized lock followers
- Supplied with 8mm x 125mm full profile spindle (680092)
- Suitable for 40mm to 45mm door thickness
- Longer spindles available for thicker doors.
- LRV Rating: HOPPE F69 (SSS) Finish LRV of 42.63

#### standards and certification



**Quality & Performance:** Successfully type tested to all the requirements of EN1906: 2002 Grade 2 (Test reports/certificates are available on request)

2	6	-	1	1	4	0	A
---	---	---	---	---	---	---	---




**Fire Safety:** Included on a successful fire test to BS EN1634 Part1. Assessed for use on 30 min and 60 minutes timber fire doors and 4 hours on steel doors.

**Guarantee:** 10 year operational guarantee



Type E42K - 52x8mm round rose

## ARRONE® by HOPPE Grade 316 Stainless Steel Furniture



52x6mm or 8mm round rose (AR361 - 20mm)  
52x6mm round rose (AR362 - 22mm)

AR361: 20mm or AR362: 22mm Return to Door Lever on 6mm or 8mm Round Rose, Stainless Steel Underplate (Sprung)

### application

- Suitable for Commercial Use

### features

- Available in 6mm or 8mm Roses
- Available in either sprung or unsprung versions
- Supplied with both wood screw and bolt through fixings
- Suitable for 40mm to 50mm door thickness
- Longer spindles are available to suit 54mm thick doors

### finishes

- Available in satin or polished stainless steel

### standards and certification



**Quality & Performance:** Successfully type tested to all the requirements of EN1906: 2002 Grade 3 (Test reports/certificates are available on request).  
NOTE: The classification shown is for the sprung version. Unsprung versions have a "U" in digit 8

3	7	-	1*	1	4	0	B
---	---	---	----	---	---	---	---



**Fire Safety:** Included on a successful fire test to BS EN1634 Part1. Assessed for use on 30 min and 60 minutes timber doors and 4 hours on steel doors



**Conformity Statement:** This product satisfies the dimensional recommendations contained within BS8300:2009 for Lever Handles.

**Guarantee:** 10 year operational guarantee

## ARRONE® by HOPPE Grade 316 Stainless Steel Furniture

AR363: Ø 20mm Straight Lever on 6mm  
or 8mm Round Rose, Stainless Steel  
Underplate (Sprung & Unsprung)

### application

- Suitable for Commercial Use

### features

- Supplied with both wood screw and bolt through fixings
- Suitable for 40mm to 50mm door thickness
- Longer spindles are available to suit 54mm thick doors

### finishes

- Available in satin or polished stainless steel

### standards and certification



**Quality & Performance:** Successfully type tested to all the requirements of EN1906: 2002 Grade 3 (Test reports/certificates are available on request).  
NOTE: The classification shown is for the sprung version. Unsprung versions have a "U" in digit 8

3	7	-	1*	1	4	0	B
---	---	---	----	---	---	---	---



**Fire Safety:** Included on a successful fire test to BS EN1634 Part1. Assessed for use on 30 min and 60 minutes timber doors and 4 hours on steel doors



ø52x6mm or 8mm round rose



## ARRONE® by HOPPE Grade 316 Stainless Steel Furniture



ø52x6mm or 8mm round rose

AR364: Ø 20mm Mitred Lever on 6mm or 8mm Round Rose, Stainless Steel Underplate (Sprung & Unsprung)

### application

- Suitable for Commercial Use

### features

- Supplied with both wood screw and bolt through fixings
- Suitable for 40mm to 50mm door thickness
- Longer spindles are available to suit 54mm thick doors

### finishes

- Available in satin or polished stainless steel

### standards and certification



**Quality & Performance:** Successfully type tested to all the requirements of EN1906: 2002 Grade 3 (Test reports/certificates are available on request). NOTE: The clasification shown is for the sprung version. Unsprung versions have a "U" in digit 8

3	7	-	1*	1	4	0	B
---	---	---	----	---	---	---	---



**Fire Safety:** Included on a successful fire test to BS EN1634 Part1. Assessed for use on 30 min and 60 minutes timber doors and 4 hours on steel doors

## ARRONE® by HOPPE Grade 316 Stainless Steel Furniture

### AR366: Ø 20mm T-Bar Lever on 6mm Round Rose, Stainless Steel Underplate (Sprung & Unsprung)

#### application

- Suitable for Commercial Use

#### features

- Supplied with both wood screw and bolt through fixings
- Suitable for 40mm to 50mm door thickness
- Longer spindles are available to suit 54mm thick doors

#### finishes

- Available in satin or polished stainless steel

#### standards and certification



**Quality & Performance:** Successfully type tested to all the requirements of EN1906: 2002 Grade 3 (Test reports/certificates are available on request).  
NOTE: The classification shown is for the sprung version. Unsprung versions have a "U" in digit 8

3	7	-	1*	1	4	0	B
---	---	---	----	---	---	---	---



**Fire Safety:** Included on a successful fire test to BS EN1634 Part1. Assessed for use on 30 min and 60 minutes timber doors and 4 hours on steel doors



Ø52x6mm round rose

### AR367: Ø 20mm Curved T-Bar Lever on 6mm Rose (Sprung)

#### application

- Suitable for Commercial Use

#### features

- Supplied with both wood screw and bolt through fixings
- Suitable for 40mm to 50mm door thickness
- Longer spindles are available to suit 54mm thick doors

#### finishes

- Available in satin or polished stainless steel

#### standards and certification



**Quality & Performance:** Successfully type tested to all the requirements of EN1906: 2002 Grade 3 (Test reports/certificates are available on request)

3	7	-	1*	1	4	0	B
---	---	---	----	---	---	---	---



**Fire Safety:** Included on a successful fire test to BS EN1634 Part1. Assessed for use on 30 min and 60 minutes timber doors and 4 hours on steel doors



Ø52x6mm round rose

# Architectural Stainless Steel

## ARRONE® by HOPPE Grade 316 Stainless Steel Furniture



Ø52x6mm round rose

### AR369: Ø 20mm Curved Lever on 6mm Rose (Sprung)

#### application

- Suitable for Commercial Use

#### features

- Supplied with both wood screw and bolt through fixings
- Suitable for 40mm to 50mm door thickness
- Longer spindles are available to suit 54mm thick doors

#### finishes

- Available in satin or polished stainless steel

#### standards and certification



**Quality & Performance:** Successfully type tested to all the requirements of EN1906: 2002 Grade 3 (Test reports/certificates are available on request)

3	7	-	1*	1	4	0	B
---	---	---	----	---	---	---	---



**Fire Safety:** Included on a successful fire test to BS EN1634 Part1. Assessed for use on 30 min and 60 minutes timber doors and 4 hours on steel doors

## ARRONE® Grade 316 Stainless Steel Furniture



180x42mm concealed fix coverplate

#### Available in

- Latch, Lever Key, Euro, Oval & Bathroom

### AR361: Ø 19mm Return to Door Lever on Concealed Fix Rectangular Plate (Sprung & Unsprung)

#### application

- Suitable for Commercial Use

#### features

- Supplied with both wood screw and bolt through fixings
- Suitable for 40mm to 50mm door thickness
- 178mm x 40mm backplate
- Longer spindles are available to suit 54mm thick doors

#### finishes

- Available in satin or polished stainless steel

#### standards and certification



**Conformity Statement:** This product satisfies the dimensional recommendations contained within BS8300:2009 for Lever Handles.

## ARRONE® Grade 316 Stainless Steel Furniture

### AR365: Scrolled Solid Stainless Steel Lever on 6mm Round Rose, Stainless Steel Underplate (Sprung)

#### application

- Suitable for Commercial Use

#### features

- Supplied with both wood screw and bolt through fixings
- Suitable for 40mm to 50mm door thickness
- Longer spindles are available to suit 54mm thick doors

#### finishes

- Available in satin or polished stainless steel

#### standards and certification



**Fire Safety:** Included on a successful fire test to BS EN1634 Part1. Assessed for use on 30 min and 60 minutes timber doors and 4 hours on steel doors



ø52x6mm round rose

## ARRONE® Grade 316 Stainless Steel Furniture

### AR368: Ø 20mm Wave T-Bar Lever on 6mm Rose (Sprung)

#### application

- Suitable for Commercial Use

#### features

- Supplied with both wood screw and bolt through fixings
- Suitable for 40mm to 50mm door thickness
- Longer spindles are available to suit 54mm thick doors

#### finishes

- Available in satin or polished stainless steel

#### standards and certification



**Quality & Performance:** Successfully type tested to all the requirements of EN1906: 2002 Grade 3 (Test reports/certificates are available on request)

3	7	-	1*	1	4	0	B
---	---	---	----	---	---	---	---



**Fire Safety:** Included on a successful fire test to BS EN1634 Part1. ssessed for use on 30 min and 60 minutes timber doors and 4 hours on steel doors



ø52x6mm round rose

## ARRONE® Grade 304 Stainless Steel Furniture



ø52x6mm round rose

AR961: Ø 19mm Return to Door Lever on 6mm Round Rose, Stainless Steel Underplate (Sprung & Unsprung)

### application

- Suitable for Commercial Use

### features

- Available in 6mm Rose
- Available in either sprung or unsprung versions
- Supplied with both wood screw and bolt through fixings
- Suitable for 40mm to 50mm door thickness
- Longer spindles are available to suit 54mm thick doors

### finishes

- Available in satin stainless steel

### standards and certification



**Quality & Performance:** Successfully type tested to all the requirements of EN1906: 2002 Grade 3 (Test reports/certificates are available on request). NOTE: The clasification shown is for the sprung version. Unsprung versions have a "U" in digit 8

3	7	-	1*	1	4	0	B
---	---	---	----	---	---	---	---



**Fire Safety:** Included on a successful fire test to BS EN1634 Part1. Assessed for use on 30 min and 60 minutes timber doors and 4 hours on steel doors



**Conformity Statement:** This product satisfies the dimensional recommendations contained within BS8300:2009 for Lever Handles. However the product alone does not give full compliance to BS8300 and consideration must be given to other installed hardware on the doorset.

## ARRONE® Grade 304 Stainless Steel Furniture

### AR963: Ø 19mm Straight Lever on 6mm Round Rose, Stainless Steel Underplate (Sprung)

#### application

- Suitable for Commercial Use

#### features

- Supplied with both wood screw and bolt through fixings
- Suitable for 40mm to 50mm door thickness
- Longer spindles are available to suit 54mm thick doors

#### finishes

- Available in satin stainless steel

#### standards and certification



**Quality & Performance:** Successfully type tested to all the requirements of EN1906: 2002 Grade 3 (Test reports/certificates are available on request).

3	7	-	1*	1	4	0	B
---	---	---	----	---	---	---	---



**Fire Safety:** Included on a successful fire test to BS EN1634 Part1. Assessed for use on 30 min and 60 minutes timber doors and 4 hours on steel doors



ø52x6mm round rose

### AR964: Ø 19mm Mitred Lever on 6mm Round Rose, Stainless Steel Underplate (Sprung)

#### application

- Suitable for Commercial Use

#### features

- Supplied with both wood screw and bolt through fixings
- Suitable for 40mm to 50mm door thickness
- Longer spindles are available to suit 54mm thick doors

#### finishes

- Available in satin stainless steel

#### standards and certification



**Quality & Performance:** Successfully type tested to all the requirements of EN1906: 2002 Grade 3 (Test reports/certificates are available on request).

3	7	-	1*	1	4	0	B
---	---	---	----	---	---	---	---



**Fire Safety:** Included on a successful fire test to BS EN1634 Part1. Assessed for use on 30 min and 60 minutes timber doors and 4 hours on steel doors



ø52x6mm round rose

## ARRONE® Grade 304 Stainless Steel Furniture



Ø52x6mm round rose

AR966: Ø 19mm T-Bar Lever on 6mm Round Rose, Stainless Steel Underplate (Sprung)

### application

- Suitable for Commercial Use

### features

- Supplied with both wood screw and bolt through fixings
- Suitable for 40mm to 50mm door thickness
- Longer spindles are available to suit 54mm thick doors

### finishes

- Available in satin stainless steel

### standards and certification



**Quality & Performance:** Successfully type tested to all the requirements of EN1906: 2002 Grade 3 (Test reports/certificates are available on request).

3	7	-	1*	1	4	0	B
---	---	---	----	---	---	---	---



**Fire Safety:** Included on a successful fire test to BS EN1634 Part1. Assessed for use on 30 min and 60 minutes timber doors and 4 hours on steel doors



Ø52x6mm round rose

AR967: Ø 19mm Curved T-Bar Lever on 6mm Round Rose (Sprung)

### application

- Suitable for Commercial Use

### features

- Supplied with both wood screw and bolt through fixings
- Suitable for 40mm to 50mm door thickness
- Longer spindles are available to suit 54mm thick doors

### finishes

- Available in satin stainless steel

### standards and certification



**Quality & Performance:** Successfully type tested to all the requirements of EN1906: 2002 Grade 3 (Test reports/certificates are available on request)

3	7	-	1*	1	4	0	B
---	---	---	----	---	---	---	---



**Fire Safety:** Included on a successful fire test to BS EN1634 Part1. Assessed for use on 30 min and 60 minutes timber doors and 4 hours on steel doors

## HOPPE Paris Series – K138

### AR600: Ø 21mm Steel Cored Lever on Type 15K Round Rose (Unsprung)

#### application

- Suitable for Commercial Use

#### features

- Spring cassettes available
- Supplied with wood screw fixings
- Suitable for 38mm to 47mm door thickness

#### finishes

- Available in 11 RAL colours (see guide to finishes)

#### standards and certification



**Fire Safety:** Included on a successful fire test to BS EN1634 Part1. Assessed for use on 30 min and 60 minutes timber fire doors



**Conformity Statement:** This product satisfies the dimensional recommendations contained within BS8300:2009 for Lever Handles.

**Guarantee:** 10 year operational guarantee



Type 15K - 52x8mm round rose

### AR600: Ø 21mm Steel Cored Lever on Type 353K Radiused Plate (Unsprung)

#### application

- Suitable for Commercial Use

#### features

- Supplied with wood screw fixings
- Suitable for 38mm to 47mm door thickness

#### finishes

- Available in 11 RAL colours (see guide to finishes)

#### standards and certification



**Conformity Statement:** This product satisfies the dimensional recommendations contained within BS8300:2009 for Lever Handles.

**Guarantee:** 10 year operational guarantee



Type 353K - 165x46mm radiused concealed fix plate  
Available in

- Latch, Lever Key, Euro, Oval & Bathroom



## HOPPE Paris Series – K138



**Type 202K - 165x46mm concealed  
fix rectangular plate**

**Available in**

- Latch, Lever Key, Euro, Oval & Bathroom

AR600: Ø 21mm Steel Cored Lever on Type 202K Rectangular Plate (Unsprung)

**application**

- Suitable for Commercial Use

**features**

- Supplied with wood screw fixings
- Suitable for 38mm to 47mm door thickness

**finishes**

- Available in 11 RAL colours (see guide to finishes)

**standards and certification**



**Conformity Statement:** This product satisfies the dimensional recommendations contained within BS8300:2009 for Lever Handles.

**Guarantee:** 10 year operational guarantee

## Escutcheon Reference Chart

Lever Series	Lever Finish	Lever Key	Euro	Blank
<b>Aluminium</b>				
All Levers	SAA	AR200/26	AR200/27	AR200/30
<b>Grade 316 Stainless Steel</b>				
All Levers 6mm Rose	SSS or PSS	AR361/66	AR361/67	AR361/70
All Levers 8mm Rose	SSS or PSS	AR361/26	AR361/27	AR361/30
<b>Grade 304 Stainless Steel</b>				
All Levers 6mm Rose	SSS or PSS	AR961/66	AR961/67	
<b>Brass</b>				
AR461 PVD Series	PVD Brass	AR461/26	AR461/27	AR461/30
Istanbul	PB, SB, PC, SC	M17KS -OB	M17KS -PZ	M17KS -UG
Havanna	PB, PC, SC	M42KS-OB	M42KS-PZ	M42KS-UG
Las Palmas	PB, PC, SC	M42KS-OB	M42KS-PZ	M42KS-UG
Vicenza	PB, PC, SC	M42KS-OB	M42KS-PZ	M42KS-UG
Acapulco	SB, PC, SC		M18KS (PZ)	
Wien	PB	M15KS-OB	M15KS-PZ	M15KS-UG
Rodos	PB, PC, SC	M23KS-OB	M23KS-PZ	M23KS-UG
Athinai	PC/SSS	E19KS-OB	E19KS-PZ	E19KS-UG
Athinai	PB, PB/PC, PB/SB	M19KS-OB	M19KS-PZ	M19KS-UG
Bergen	SB/F9, PC/F9	19KS-OB	19KS-PZ	19KS-UG
Bergen	PB/SB	M19KS-OB	M19KS-PZ	M19KS-UG
Capri	PC/SSS, SB/SSS	E15KS-OB	E15KS-PZ	E15KS-UG
Capri	PB/PC	M15KS-OB	M15KS-PZ	M15KS-UG
Phoenix	PB/SB, PC/SC	M19KS-OB	M19KS-PZ	M19KS-UG
Monte Carlo	PB	M25KS-OB	M25KS-PZ	M25KS-UG
Atlanta	PB	M23KS-OB	M23KS-PZ	M23KS-UG
Sydney	PB, SB, PC, SC	M42KS-OB	M42KS-PZ	M42KS-UG
Toronto	PB, PC, MC	M19KS-OB	M19KS-PZ	M19KS-UG
Verona	PB, PC	M42KS-OB	M42KS-PZ	M42KS-UG
Paris	PB	M42KS-OB	M42KS-PZ	M42KS-UG
<b>Nylon</b>				
Paris	11 RAL Colours	AR600/26	AR600/27	AR600/30
<b>Anti-Ligature</b>				
Anti-Ligature	SSS	AR3901/26	AR3901/27	AR3901/30



# HOPPE & ARRONE® Escutcheons, Indicators & Turns

## Indicators & Turns Reference Chart

Lever Series	Lever Finish	Turn With Indicator	Turn Without Indicator	Disabled Turn With Indicator	Disabled Turn Without Indicator
<b>Aluminium</b>					
All Levers	SAA	AR200/29		AR200/29D	
<b>Grade 316 Stainless Steel</b>					
All Levers 6mm Rose	SSS or PSS	AR361/69	AR361/79	AR361/69D	AR361/79D
All Levers 8mm Rose	SSS or PSS	AR361/29	AR361/39	AR361/29D	AR361/39D
<b>Grade 304 Stainless Steel</b>					
All Levers 6mm Rose	SSS	AR961/69		AR961/69D	
<b>Brass</b>					
AR461 PVD Series	PVD Brass	AR461/29			
Istanbul	PB, SB, PC, SC		M17KS-SK/OL		
Havanna	PB, PC, SC	AR461/29	M42KS-SK/OL	AR490/39D	
Las Palmas	PB, PC, SC	AR461/29	M42KS-SK/OL	AR490/39D	
Vicenza	PB, PC, SC	AR461/29	M42KS-SK/OL	AR490/39D	
Acapulco	SB, PC, SC		M18KS-SK/OL		
Wien	PB		M15KS-SK/OL		
Rodos	PB, PC, SC		M23KS-SK/OL		
Athinaï	PC/SSS		E19KS-SK/OL		
Athinaï	PB, PB/PC, PB/SB		M19KS-SK/OL		
Bergen	SB/F9, PC/F9		19KS-SK/OL		
Bergen	PB/SB		M19KS-SK/OL		
Capri	PC/SSS, SB/SSS		E15KS-SK/OL		
Capri	PB/PC		M15KS-SK/OL		
Phoenix	PB/SB, PC/SC		M19KS-SK/OL		
Monte Carlo	PB		M25KS-SK/OL		
Atlanta	PB		M23KS-SK/OL		
Sydney	PB, SB, PC, SC	AR461/29	M42KS-SK/OL	AR490/39D	
Toronto	PB, PC, MC		M19KS-SK/OL		
Verona	PB, PC	AR461/29	M42KS-SK/OL	AR490/39D	
Paris	PB	AR461/29	M42KS-SK/OL	AR490/39D	
<b>Nylon</b>					
Paris	11 RAL Colours	AR600/29		AR600/29D	
<b>Anti-Ligature</b>					
Anti-Ligature	SSS	AR3901/29			



AR200/29



AR200/29D



AR361/69, AR961/69



AR361/79



AR361/69D, AR961/69D



AR361/79D



E19S-SK/OL



M19S-SK/OL



AR461/29



E15S-SK/OL



M42S-SK/OL



M17KS-SK/OL



AR490/39D



M23KS-SK/OL



AR600/29



AR600/29D



M18KS-SK/OL



AR3901/29

## HOPPE & ARRONE® Pull Handles

Pull handles are available in a wide variety of diameters, lengths, applications and finishes. The following tables will enable the user to correctly choose which type is required.

### Step 1 Product number:

Choose from the menu. It will always start AR followed by a number depending on type. Example; AR202 if 20mm diameter concealed fix required. (note that with some handles there is only one choice).

### Step 2 Length:

Choose from the menu.

### Step 3 Fixing:

Choose CF, BF or BB from the menu.

### Step 4 Rose thickness:

Choose from the menu (only needed for the AR3616 pull handle).

### Step 5 Finish:

Choose from the menu.

## HOPPE Aluminium Straight Pull Handles (‘D’ Handles)

### Available in the following variants

- 20mm or 22mm diameters
- 150mm, 225mm, 300mm, 425mm centres
- Concealed Fix, Bolt Fix & Back-to-Back Fix
- Finishes: HOPPE F1 finish LRV: 60



**Conformity Statement:** Pull Handles with a length of 300mm or above meet the dimensional recommendations of BS8300 and Approved Document “M”.

<b>202</b>	20mm ø Concealed Fix				
<b>203</b>	20mm ø Bolt Fix				
<b>204</b>	20mm ø Back-to-Back Fix				
<b>222</b>	22mm ø Concealed Fix	<b>CF</b>	Concealed Fix		
<b>223</b>	22mm ø Bolt Fix	<b>BF</b>	Bolt Fix		
<b>224</b>	22mm ø Back-to-Back Fix	<b>BB</b>	Back-to-Back Fix		
<b>AR</b>	<b>/</b>	<b>H</b>	<b>/</b>	<b>-</b>	<b>SAA</b>
				<b>150</b>	mm Centres
				<b>225</b>	mm Centres
				<b>300</b>	mm Centres
				<b>425</b>	mm Centres



CF  
ø 52mm Rose



BF  
BB

# Pull Handles

## HOPPE & ARNONE® Pull Handles



CF  
ø 52mm Rose



BF  
BB



### ARRONE® Aluminium Straight Pull Handles ('D' Handles)

#### Available in the following variants

- 19mm or 22mm diameters
- 150mm, 225mm, 300mm, 425mm & 600mm centres
- Concealed Fix, Bolt Fix & Back-to-Back Fix
- Finishes: SAA



**Conformity Statement:** Pull Handles with a length of 300mm or above meet the dimensional recommendations of BS8300 and Approved Document "M".

202	19mm ø Concealed Fix			
203	19mm ø Bolt Fix			
2023	19mm ø Concealed/Bolt Fix			
204	19mm ø Back-to-Back Fix	CF/BF	Concealed / Bolt Fix	
222	22mm ø Concealed Fix	CF	Concealed Fix	
223	22mm ø Bolt Fix	BF	Bolt Fix	
224	22mm ø Back-to-Back Fix	BB	Back-to-Back Fix	
AR	/		-	SAA
		150	mm Centres	
		225	mm Centres	
		300	mm Centres	
		425	mm Centres	
		600	mm Centres	

### ARRONE® Aluminium Straight Pull Handles ('D' Handles) Screw Fix on Plate

#### Available in the following variants

- 19mm & 22mm diameter
- 150mm, 225mm & 300mm centres
- Face fix only
- Finishes: SAA



**Conformity Statement:** Pull Handles with a length of 300mm or above meet the dimensional recommendations of BS8300 and Approved Document "M".

205	19mm ø Face Fix			
225	22mm ø Face Fix			
AR	/	FF	-	SAA
		150	mm Centres	
		225	mm Centres	
		300	mm Centres	

## HOPPE & ARNONE® Pull Handles

### ARRONE® Grade 316 Stainless Steel Straight Pull Handles ('D' Handles)

#### Available in the following variants

- 19mm or 22mm diameters
- 150mm, 225mm, 300mm, 425mm & 600mm centres
- Concealed Fix, Bolt Fix & Back-to-Back Fix
- Concealed Fix in 6mm or 8mm Deep Rose
- Finishes: Satin or polished



**Conformity Statement:** Pull Handles with a length of 300mm or above meet the dimensional recommendations of BS8300 and Approved Document "M".

		CF/BF		Concealed / Bolt Fix			
		CF		Concealed Fix			
		BF		Bolt Fix		SSS	
		BB		Back-to-Back Fix		PSS	
AR 3616 /	19	mm ø					
	22	mm ø					
					-		-
	150	mm Centres			6	mm Rose (CF)	
	225	mm Centres			8	mm Rose (CF)	
	300	mm Centres					
	425	mm Centres					
	600	mm Centres					



BF  
BB



CF  
ø 52mm Rose



BF  
BB

### ARRONE® Grade 316 Stainless Steel "T" Bar Pull Handles

#### Available in the following variants

- 19mm diameter only
- 225mm, 300mm, 425mm & 600mm centres
- Bolt Fix & Back-to-Back Fix
- Finishes: Satin or polished

		BF Bolt Fix	
		BB Back-to-Back Fix	
AR 3617 / 19 /		-	
		225	mm Centres SSS
		300	mm Centres PSS
		425	mm Centres
		600	mm Centres

SSS  
PSS

# Pull Handles

## HOPPE & ARNONE® Pull Handles



BF  
BB

### ARRONE® Grade 316 Stainless Steel Front Entrance Pull Handles

**Available in the following variants**

- AR 3625: 25mm diameter, 425mm, 600mm & 1000mm centres
- AR 3626: 32mm diameter, 600mm, 1200mm, 1800mm centres
- Bolt Fix, Back-to-Back
- Collars available to make inline pull handles cranked
- Please specify if timber or glass door fixing is required (timber door fixings supplied as standard)
- Finishes: Satin



**Fire Safety:** Included in a successful fire test to BE EN1634 Part1. Assessed for use on 240 minute steel doors.

		BF	Bolt Fix
		BB	Back-to-Back Fix
AR 3625	/	-	SSS
	425	mm Centres	
	600	mm Centres	
	1000	mm Centres	

		BF	Bolt Fix
		BB	Back-to-Back Fix
AR 3626	/	-	SSS
	600	mm Centres	
	1200	mm Centres	
	1800	mm Centres	



BF  
BB



CF  
ø 52mm Rose

### ARRONE® Grade 304 Stainless Steel Straight Pull Handles ('D' Handles)

**Available in the following variants**

- 19mm diameter only
- 150mm, 225mm, 300mm, 425mm & 600mm centres
- Concealed Fix, Bolt Fix & Back-to-Back Fix
- Concealed Fix in 6mm Deep Rose
- Finishes: Satin or polished



**Conformity Statement:** Pull Handles with a length of 300mm or above meet the dimensional recommendations of BS8300 and Approved Document "M".

		CF	Concealed Fix
		BF	Bolt Fix
		BB	Back-to-Back Fix
AR 9616	/ 19 /	-	SSS
	225	mm Centres	
	300	mm Centres	
	425	mm Centres	

## HOPPE & ARRONE® Pull Handles

### HOPPE Brass Straight Pull Handles (‘D’ Handles)

#### Available in the following variants

- 150mm, 225mm, 300mm, 425mm & 600mm centres
- Concealed Fix, Bolt Fix & Back-to-Back Fix
- Finishes: PB, PC, SC



**Conformity Statement:** Pull Handles with a length of 300mm or above meet the dimensional recommendations of BS8300 and Approved Document “M”.

AR	/ H /		
		CF	BF
		Concealed Fix	Bolt Fix
		BB	Back-to-Back Fix
	150	mm Centres	PB
	225	mm Centres	CP
	300	mm Centres	SCP
	425	mm Centres	PVD
	600	mm Centres	



BF  
BB



CF  
ø 52mm Rose



BF  
BB



CF  
ø 52mm Rose

### ARRONE® Stainless Steel Straight Pull Handles (‘D’ Handles)

#### Available in the following variants

- 19mm diameter
- 150mm, 225mm, 300mm, 425mm & 600mm centres
- Concealed Fix, Bolt Fix & Back-to-Back Fix
- Finishes: PB, PC, SC, Brass PVD (base material is stainless steel)



**Conformity Statement:** Pull Handles with a length of 300mm or above meet the dimensional recommendations of BS8300 and Approved Document “M”.

402	19mm ø Concealed Fix	CF	Concealed Fix
403	19mm ø Bolt Fix	BF	Bolt Fix
404	19mm ø Back-to-Back Fix	BB	Back-to-Back Fix
AR	/		
	150	mm Centres	PB
	225	mm Centres	PC
	300	mm Centres	SC
	425	mm Centres	PVD
	600	mm Centres	



# Pull Handles

## HOPPE & ARRONE® Pull Handles



BF  
BB



CF  
ø 52mm Rose

### HOPPE Nylon Straight Pull Handles (‘D’ Handles)

**Available in the following variants**

- 23mm diameter, 165mm centres
- 34mm diameter, 220mm, 300mm, 425mm & 600mm centres
- Concealed Fix, Bolt Fix & Back-to-Back Fix
- Finishes: 11 RAL Colours (see guide to finishes)



Manufactured by an ISO 9001 Registered Company



**Conformity Statement:** Pull Handles with a length of 300mm or above meet the dimensional recommendations of BS8300 and Approved Document “M”.

		CF	Concealed Fix
		BF	Bolt Fix
		BB	Back-to-Back Fix
AR 602	/	- RAL Colour	
	225	mm Centres	
	300	mm Centres	
	425	mm Centres	
	600	mm Centres	

## ARRONE® Architectural Accessories

AR206: cylinder pull  
for rim, plain (no hole),  
euro & oval cylinders

- Finishes: SAA



AR224A, C & D: 75mm  
x 305mm, 350mm &  
475mm finger plates

- Finishes: SAA



AR208A: 305mm x 100mm  
(aperture 250mm x 50mm)  
sprung letter plate

- Finishes: SAA



AR224B: 75mm x 305mm  
fully radiused finger plate

- Finishes: SAA



AR208B: 345mm x 128mm  
(aperture 297mm x 76mm)  
sprung letter plate

- Finishes: SAA



AR225: Kicking Plate  
(cut to order)

- Finishes: SAA



AR208C: 405mm x 128mm  
(aperture 347mm x 76mm)  
sprung letter plate

- Finishes: SAA



AR114A: 250mm Letter tidy

- Finishes: SAA



AR214W: Floor  
mounted door stop

- Finishes: SAA



AR132A or B: 19mm x 150mm  
or 200mm lever action flush bolt

- Finishes: SAA



AR213: 70mm projection, wall  
or skirting door stop (secret fix)

- Finishes: SAA



AR122: Oval shielded door stop

- Finishes: SAA



AR217: Heavy pattern  
hat and coat hook

- Finishes: SAA



AR123A or B: ø25mm or  
ø41mm shielded door stop

- Finishes: SAA



AR218: Buffered hat  
and coat hook

- Finishes: SAA



AR130A or B: 63mm or  
76mm round rose concealed  
fixing door stop

- Finishes: SAA



AR219: Heavy pattern  
wardrobe hook

- Finishes: SAA



AR130C or D: 63mm or 76mm  
round rose face fixing door stop

- Finishes: SAA



## ARRONE® Architectural Accessories



AR162A: Ø 35mm black rubber door stop

- Finishes: Black



AR522-B: 305mm x 100mm Victorian letter plate

- Finishes: PB, PVD Brass, PC or SC



AR135A or B: 89mm or 125mm strip pattern hat and coat hook

- Finishes: SAA



AR536: 300mm x 75mm Victorian internal letter flap

- Finishes: PB, PVD Brass, PC or SC



AR136: 89mm hat and coat hook

- Finishes: SAA



AR540: 75mm face fix numeral 0 to 9 & 55mm face fix letter A to D

- Finishes: PB, PVD Brass, PC or SC



AR137: Wardrobe hook

- Finishes: SAA



AR529: Victorian rim cylinder pull

- Finishes: PB, PVD Brass, PC or SC



AR140: 50mm numeral 0 to 9 c/w drilled and countersunk holes

- Finishes: SAA



AR421A or B: 150mm or 225mm horizontal knob slide bolt

- Finishes: PB, PC or SC



AR424A, B, H : 75mm x 305mm, 350mm or 450mm square corner finger plates

- Finishes: PB, PVD Brass, PC or SC



AR549 C: 150mm silent pattern cabin hook

- Finishes: PB, PVD Brass, PC or SC



AR424D: 75mm x 350mm engraved PUSH finger plate

- Finishes: PB, PC or SC



AR531: Single coat hook

- Finishes: PB, PC or SC



AR526: 150mm or 200mm Victorian door knocker

- Finishes: PB, PVD Brass, PC or SC



AR532: Double coat hook

- Finishes: PB, PC or SC



AR522-A: 255mm x 75mm Victorian letter plate

- Finishes: PB, PVD Brass, PC or SC



AR534: Hat & coat hook

- Finishes: PB, PC or SC

## ARRONE® Architectural Accessories

AR427A: Ø 30mm x 50mm  
high dome shaped door stop

- Finishes: PVD Brass, PC or SC



AR427B: 75mm door stop on  
45mm concealed fixing rose

- Finishes: PVD Brass, PC or SC



AR427C: 75mm door  
stop secret fixing

- Finishes: PVD Brass, PC or SC



AR427D: Shielded oval door stop

- Finishes: PVD Brass, PC or SC



AR425: Kicking plates  
(cut to order)

- Finishes: PB



AR306: Cylinder pull  
for Rim, Plain (no hole),  
Euro & Oval cylinders

- Finishes: satin or polished  
stainless steel



AR317: Hat and coat hook

- Finishes: satin or polished  
stainless steel



AR318: Buffered hat  
and coat hook

- Finishes: satin or polished  
stainless steel



AR319: Wardrobe hook

- Finishes: satin or polished  
stainless steel



AR324A: 75mm x 300mm  
square end, drilled and  
countersunk, finger plate

- Finishes: satin or polished  
stainless steel



AR324B: 75mm x 300mm  
fully radiused end, drilled and  
countersunk, finger plate

- Finishes: satin or polished  
stainless steel



AR324P: 75mm x 330mm  
square end, drilled and  
countersunk, engraved  
"PUSH" finger plate

- Finishes: satin or polished  
stainless steel



AR325: Kicking Plate  
(cut to order)

- Finishes: satin or polished  
stainless steel



AR326A or B: 20mm x 200mm  
or 250mm lever action flush bolt

- Finishes: satin or polished  
stainless steel



AR323A: Ø 90mm  
circular flush pull

- Finishes: satin or polished  
stainless steel



AR323B: 102mm x 45mm  
rectangular flush pull

- Finishes: satin or polished  
stainless steel



AR334A: 76mm projection,  
concealed fixing on wall  
or skirting door stop

- Finishes: satin or polished  
stainless steel



AR334B: 76mm projection,  
secret fixing door stop

- Finishes: satin or polished  
stainless steel



## ARRONE® Architectural Accessories



AR334C: Ø 30mm x 15mm door stop

- Finishes: satin stainless steel



AR334D: Ø 57mm x 17mm door stop

- Finishes: satin or polished stainless steel



AR334E: Ø 42mm x 25mm Shielded Door Stop

- Finishes: satin or polished stainless steel



AR334F: Ø 30mm x 50mm Dome Shaped Door Stop

- Finishes: satin or polished stainless steel



AR340-CF: 75mm concealed fix numeral (0 to 9) & 75mm concealed fix letter (A to D)

- Finishes: satin or polished stainless steel



AR340-FF: 75mm face fix numeral (0 to 9) & 75mm face fix letter (A to D)

- Finishes: satin or polished stainless steel



AR335: Dust excluding socket

- Finishes: satin nickel plated or chrome plated



AR336: Easy clean socket

- Finishes: satin stainless steel



AR612: Ø 32mm floor/wall mounted door stop 20mm projection

- Finishes: 11 RAL colours (see guide to finishes)



AR613: Ø 52mm floor/wall mounted door stop 40mm projection

- Finishes: 11 RAL colours (see guide to finishes)



AR615: Ø 52mm bell push

- Finishes: 11 RAL colours (see guide to finishes)



AR617A: Face fixing hat and coat hook (20mm wide)

- Finishes: 11 RAL colours (see guide to finishes)



AR617B: Concealed fixing hat and coat hook (20mm wide)

- Finishes: 11 RAL colours (see guide to finishes)



AR618: Face fixing coat hook (20mm wide)

- Finishes: 11 RAL colours (see guide to finishes)



AR619: Concealed fixing coat hook (20mm wide)

- Finishes: 11 RAL colours (see guide to finishes)



AR620: Ø 20mm toilet roll holder

- Finishes: 11 RAL colours (see guide to finishes)

AR620PP: Ø 20mm locking toilet roll holder (Spare key AR620PP-KEY)

- Finishes: 11 RAL colours (see guide to finishes)

## ARRONE® Architectural Accessories

AR626: 160mm x  
220mm towel ring

- Finishes: 11 RAL colours  
(see guide to finishes)



AR622A, B or C: Cabinet  
Handle 10mm x 64mm, 12mm  
x 96mm, 20mm x 128mm

- Finishes: 11 RAL colours  
(see guide to finishes)



AR624A: 75mm x  
305mm square end, self  
adhesive finger plate

- Finishes: 11 RAL colours  
(see guide to finishes)



AR624B: 75mm x 305mm  
radiused end, self  
adhesive finger plate

- Finishes: 11 RAL colours  
(see guide to finishes)



AR625: Self adhesive kicking  
plate – Cut to order

- Finishes: 11 RAL colours  
(see guide to finishes)



AR606: Cylinder pull for  
Rim, Euro & Oval cylinders

- Finishes: 11 RAL colours  
(see guide to finishes)



AR610A or B: 150mm or  
200mm surface door bolt

- Finishes: 11 RAL colours  
(see guide to finishes)



AR610C: 19mm x 200mm  
lever action flush bolt

- Finishes: 11 RAL colours  
(see guide to finishes)



AR614: Wall mounted door  
stop 75mm projection

- Finishes: 11 RAL colours  
(see guide to finishes)



# Architectural Signs

## ARRONE® Architectural Signs



AR900: Ø 76mm "Keep locked shut" sign

- Finishes: SAA, SSS, PSS or PB



AR901: Ø 76mm "Fire door keep locked" sign

- Finishes: SAA, SSS, PSS or PB



AR902: Ø 76mm "Fire door keep shut" sign

- Finishes: SAA, SSS, PSS or PB



AR903M: Ø 76mm male WC sign

- Finishes: SAA, SSS, PSS or PB



AR903F: Ø 76mm female WC sign

- Finishes: SAA, SSS, PSS or PB



AR903D: Ø 76mm wheelchair accessible WC sign

- Finishes: SAA, SSS, PSS or PB



AR903U: Ø 76mm unisex WC sign

- Finishes: SAA, SSS, PSS or PB



AR911: Ø 76mm circular shower symbol

- Finishes: SSS or PSS



AR913: Ø 76mm circular baby change symbol

- Finishes: SSS or PSS



AR904: 80mm square "Keep locked shut" sign

- Finishes: SAA, SSS, PSS or PB



AR905: 80mm square "Fire door keep shut" sign

- Finishes: SAA, SSS, PSS or PB



AR906: 80mm square "Fire door keep locked" sign

- Finishes: SAA, SSS or PB



AR907: 80mm square "Fire door keep locked shut" sign

- Finishes: SAA, SSS, PSS or PB



AR915: Ø 76mm circular "AUTOMATIC FIRE DOOR KEEP CLEAR" sign

- Finishes: SSS or PSS

## ARRONE® Architectural Signs

AR607M: 100mm x 150mm rectangular male WC sign

- Finishes: 11 RAL colours



AR916A: 80mm square "Fire door keep shut" sign

- Material: Rigid Plastic or Vinyl



AR607F: 100mm x 150mm rectangular female WC sign

- Finishes: 11 RAL colours



AR916B: 80mm square "Fire door keep locked" sign

- Material: Rigid Plastic or Vinyl



AR607D: 100mm x 150mm rectangular wheelchair accessible WC sign

- Finishes: 11 RAL colours



AR916C: 80mm square "Keep locked shut" sign

- Material: Rigid Plastic



AR607IM: 80mm x 150mm concealed fixing, international male WC sign

- Finishes: 11 RAL colours



AR916D: 80mm square "Fire door keep locked shut" sign

- Material: Rigid Plastic



AR607IF: 80mm x 150mm concealed fixing, international female WC sign

- Finishes: 11 RAL colours



AR916E: 80mm square "Fire door keep closed" sign

- Material: Rigid Plastic



AR607ID: 80mm x 150mm concealed fixing, international wheelchair accessible WC sign

- Finishes: 11 RAL colours



AR916F: 80mm square "Automatic fire door keep clear" sign

- Material: Rigid Plastic or Vinyl



AR916T: 200mm square "Fire escape keep clear" sign

- Material: Rigid Plastic



AR916U: 200mm square "Fire exit keep clear" sign

- Material: Rigid Plastic or Vinyl





# Bathroom Hardware for Inclusive Design

## AR763 Folding Grab Rail



### Finishes

- White or Satin Stainless Steel (other finishes to order)

## AR765 Grab/Towel Rail 34mm x 600mm



### Finishes

- White or Satin Stainless Steel (other finishes to order)

## AR764 Back rest



### Finishes

- White or Satin Stainless Steel (other finishes to order)

## "DOC-M" Packs



### The items listed above are available in "DOC-M" Packs

- Part Number AR767 includes 1 No AR763 Folding Grab Rail, 1 No AR764 Backrest and 3 No AR765 Grab Rails
- Part Number AR768 includes 1 No AR763 Folding Grab Rail, 1 No AR764 Backrest and 4 No AR765 Grab Rails

### Finishes

- White or Satin Stainless Steel (other finishes to order)

## ARRONE® Facility Furniture



### Large Lever on Bathroom Indicator Plate

#### application

- Suitable for bathroom doors where ease of operation is required
- Suitable for hinged or sliding doors
- Bolt-through fixed
- Product is handed; please state desired handing when ordering

#### features

- Large lever for ease of operation
- Red/white occupancy indicator
- Coin release
- Can be fitted to cubicle or flush panel doors
- Available in SAA finish

## Anti-Ligature Knob and Lever Sets

### AR3901 Anti-Ligature Knob Set on Rose

#### application

- Suitable for use on buildings where security and prevention of self harm are essential requirements on buildings such as detention centres, hospitals, young offenders centres, mental health centres and prisons.

#### features

- Cast grade 316 stainless steel knob set
- 10mm rose
- Supplied with spindle and anti tamper back to back fixing screws to suit doors up to 54mm thickness (longer spindles and screws available separately for bigger door sizes)
- No visible fixings on client side of the door
- Bevelled edge to rose, to reduce risk of ligature point

#### finishes

- Available in satin stainless steel

#### standards and certification



**Quality & Performance:** Successfully type tested in accordance with the recommendations of DHF TS001:2005



**Fire Safety:** Included in a successful fire test to BS EN1634 Part1. Assessed for use on 60 minute timber fire doors



**AR3901-10-UN-SSS**

## Anti-Ligature Knob and Lever Sets



AR3904-10-UN-SSS



Consists of:

AR3904-10 half-UN-SSS

AR3901-10- half-UN-SSS

### AR3904 Anti-Ligature 45° Lever Set on Rose

#### application

- Suitable for use on buildings where security and prevention of self harm are essential requirements on buildings such as detention centres, hospitals, young offenders centres, mental health centres and prisons.

#### features

- Cast grade 316 stainless steel lever set
- 10mm rose
- Supplied with spindle and anti tamper back to back fixing screws to suit doors up to 54mm
- thickness (longer spindles and screws available for bigger door sizes)
- No visible fixings on client side of the door
- Levers angled at 45° to restrict ligature point being gained
- Bevelled edge to rose, to reduce risk of ligature point

#### finishes

- Available in satin stainless steel

#### standards and certification



**Fire Safety:** Included in a successful fire test to BS EN1634 Part1. Assessed for use on 60 minutes timber fire doors

### AR3905 Anti-Ligature Knob and Lever Set

#### application

- Suitable for use on buildings where security and prevention of self harm are essential requirements on buildings such as detention centres, hospitals, young offenders centres, mental health centres and prisons.

#### features

- Cast grade 316 stainless steel knob and lever set on rose
- 10mm rose
- Supplied with spindle and anti tamper back to back fixing screws to suit doors up to 54mm
- thickness (longer spindles and screws available for bigger door sizes)
- Levers angled at 45° to restrict ligature point being gained
- Bevelled edge to rose, to reduce risk of ligature point

#### finishes

- Available in satin stainless steel

#### standards and certification



**Fire Safety:** Included in a successful fire test to BS EN1634 Part1. Assessed for use on 30 mins and 60 minutes timber fire doors

## Anti-Ligature Knob and Lever Sets

### AR3901 Anti-Ligature Half Knob Set on Rose

#### application

- Suitable for use on buildings where security and prevention of self harm are essential requirements on buildings such as detention centres, hospitals, young offenders centres, mental health centres and prisons.

#### features

- Cast grade 316 stainless steel half knob set
- 10mm rose
- Supplied with anti tamper back to back fixing screws to suit doors up to 54mm thickness (longer spindles and screws available separately for bigger door sizes)
- No visible fixings on client side of the door
- Bevelled edge to rose, to reduce risk of ligature point
- Supplied with blank escutcheon for bolt through fixing from opposite side of door

#### finishes

- Available in satin stainless steel

#### standards and certification



**Quality & Performance:** Successfully type tested in accordance with the recommendations of DHF TS001:2005



**Fire Safety:** Included in a successful fire test to BS EN1634 Part1. Assessed for use on 30 mins and 60 minutes timber fire doors



AR3901-10-HALF-UN-SSS

### AR3904 Anti-Ligature 45° Half Lever Set on Rose

#### application

- Suitable for use on buildings where security and prevention of self harm are essential requirements on buildings such as detention centres, hospitals, young offenders centres, mental health centres and prisons.
- Cast grade 316 stainless steel half lever set
- 10mm rose
- Supplied with anti tamper back to back fixing screws to suit doors up to 54mm thickness (longer spindles and screws separately available for bigger door sizes)
- No visible fixings on client side of the door
- Levers angled at 45° to restrict ligature point being gained
- Bevelled edge to rose, to reduce risk of ligature point
- Supplied with blank escutcheon for bolt through fixing from opposite side of door

#### finishes

- Available in satin stainless steel

#### standards and certification



**Fire Safety:** Included in a successful fire test to BS EN1634 Part1. Assessed for use on 60 minutes timber fire doors



AR3904-10-HALF-UN-SSS

Every effort has been made to reduce ligature points on these products and where possible have been tested accordingly, however we cannot completely ensure ligature points have been removed and none of the products can be deemed as ligature free

## Anti-Ligature Escutcheons, Indicators & Turns



### AR3907 Anti-Ligature Large Bathroom Turn Set

#### application

- Suitable for use on buildings where security and prevention of self harm are essential requirements on buildings such as detention centres, hospitals, young offenders centres, mental health centres and prisons.

#### features

- Cast grade 316 stainless steel large bathroom turn set to suit bathroom locks
- 13mm rose
- Supplied with spindle and anti tamper back to back fixing screws to suit doors up to 54mm thickness (longer spindles and screws available for bigger door sizes)
- Turn section supplied with 8mm spindle
- Bevelled edge to escutcheon, eliminating use of ligature points

#### finishes

- Available in satin stainless steel



**Quality & Performance:** Successfully type tested in accordance with the recommendations of DHF TS001:2005



**Fire Safety:** Included in a successful fire test to BS EN1634 Part1. Assessed for use on 30 mins & 1 hour timber fire doors

### AR3901 Lever Key Escutcheon

#### application

- Suitable for use on buildings where security and prevention of self harm are essential requirements on buildings such as detention centres, hospitals, young offenders centres, mental health centres and prisons.

#### features

- Cast grade 316 escutcheon pair
- 10mm depth
- Supplied with anti tamper screws to suit doors up to 54mm thickness (longer screws available for bigger door sizes)
- Bevelled edge to escutcheon, eliminating use of ligature points

#### finishes

- Available in satin stainless steel



**Quality & Performance:** Successfully type tested in accordance with the recommendations of DHF TS001:2005



**Fire Safety:** Included in a successful fire test to BS EN1634 Part1. Assessed for use on 30 mins & 1 hour timber fire doors

## Anti-Ligature Pull Handles & Flush Pulls

### AR3902 Anti-Ligature Pull Handle

#### application

- Suitable for use on buildings where security and prevention of self harm are essential requirements on buildings such as detention centres, hospitals, young offenders centres, mental health centres and prisons..

#### features

- Cast grade 316 stainless steel pull handle
- Available as Bolt Fix or Back to Back versions
- 100mm or 250mm centres
- Supplied with 8mm diameter bolts to suit 44mm and 54mm door thickness (longer screws available separately for bigger door sizes)
- Finger grip recess for easy grip
- Available in the following versions: 150mm and 300mm Bolt Fix, 150mm and 300mm Back to Back

#### finishes

- Available in satin stainless steel

#### standards and certification



**Quality & Performance:** Successfully type tested in accordance with the recommendations of DHF TS001:2005



**Fire Safety:** Included in a successful fire test to BS EN1634 Part1. Assessed for use on 30 mins and 60 minutes timber fire doors



AR3902

## Anti-Ligature Pull Handles & Flush Pulls



AR3903-PULL-BB-SSS

### AR3903 Anti-Ligature Back to Back Flush Pull Set

#### application

- Suitable for use on buildings where security and prevention of self harm are essential requirements on buildings such as detention centres, hospitals, young offenders centres, mental health centres and prisons.

#### features

- Grade 316 stainless steel flush pull and plate.
- Supplied with anti tamper back to back fixing screws to suit doors up to 54mm thickness (longer screws available separately for bigger door sizes)
- Face fixed plate section with recessed grip to assist with pulling door open
- Supplied as a pair (1 x flush plate and 1 x plate only)

#### finishes

- Available in satin stainless steel

#### standards and certification



**Quality & Performance:** Successfully type tested in accordance with the recommendations of DHF TS001:2005



**Fire Safety:** Included in a successful fire test to BS EN1634 Part1. Assessed for use on 60 minutes timber fire doors

## Anti-Ligature Accessories

### RT-131-100 Double Action Pivot Set

#### application

- Suitable for use on buildings where self harm and security are essential requirements such as detention centres, hospitals, young offenders centres, mental house centres and prisons.

#### features

- Top door plate chrome on brass, 110mm x 25mm x 6mm
- Top frame bracket, stainless steel, 130mm x 25mm x 6mm
- Top bracket, chrome on brass, 80mm x 52mm x 32mm x 6mm
- Bottom door plate chrome on brass, 110mm x 25mm x 6mm
- Pivot point 37mm from jamb

#### finishes

- BSS Brushed stainless steel



RT-H131-100

### RT-131-105 Emergency Release Door Stop

#### application

- Suitable for use on buildings where security and prevention of self harm are essential requirements on buildings such as detention centres, hospitals, young offenders centres, mental health centres and prisons.

#### features

- Surface face plate
- Stainless steel
- Case stainless steel
- Screw size 40mm x No.10
- Spring action stop includes black plastic insert

#### finishes

- BSS Brushed stainless steel



RT-H131-105



## Large Backset Lock Cases



### AR910 Large Backset Mortice Lock Case

#### application

- Suitable for use on buildings where security and prevention of self harm are essential requirements on buildings such as detention centres, hospitals, young offenders centres, mental health centres and prisons.

#### features

- Case – mild steel/black powder coated finish, pierced to accept bolt through furniture and escutcheons with 38mm centres
- Backset – 80mm
- Centres – 72mm
- Latchbolt – nickel plated solid brass guided latchbolt, easily reversible without opening case
- Follower – 8mm zinc alloy follower (high copper content for additional strength) with spindle gripping feature
- Deadbolt – zinc alloy single throw with 20mm projection (high copper content for additional strength)
- Forend and striking plates available square or radius
- Suitable for sprung and unsprung lever furniture
- Satin/polished stainless steel or polished brass forend and striking plate
- 5 year guarantee
- Lightly sprung for use with Anti ligature Knob and lever sets



**Quality & Performance:** Successfully type tested to all the requirements of BS EN12209: 2003

3	X	8	1*	0	G	4	B	A	2	0
---	---	---	----	---	---	---	---	---	---	---



**Fire Safety:** Included in a successful fire test to BS EN1634 Part 1. Assessed for use on 30 mins and 60 minutes timber fire doors and 4 hours on steel doors.



**CE Marked:** Certificate: 1121-CPD



**Certifire Approved Product:** Certificate: CF530



**Conformity Statement:** Meets the dimensional recommendations of BS8300 and Approved Document 'M' for locks and latches.

## Large Backset Lock Cases

### AR913 Mortice Bathroom Lock Case

#### application

#### features

- Case – mild steel/black powder coated finish, pierced to accept bolt through furniture and escutcheons with 38mm centres
- Backset – 80mm
- Centres – 78mm
- Latchbolt – nickel plated solid brass guided latchbolt, easily reversible without opening case
- Follower – 8mm zinc alloy follower (high copper content for additional strength) with spindle gripping feature
- Deadbolt – zinc alloy single throw with 20mm projection (high copper content for additional strength)
- 8mm Bathroom turn follower with 5mm adaptor supplied
- Forend and striking plates available square or radius
- Suitable for sprung and unsprung lever furniture
- Satin/polished stainless steel or polished brass forend and striking plate
- 5 year guarantee
- Lightly sprung for use with Anti Liagature Knob and lever sets

#### standards and certification



**Quality & Performance:** Tested to the requirements of BS EN12209: 2003

3	X	8	1*	0	G	-	B	0	2	0
---	---	---	----	---	---	---	---	---	---	---



**Fire Safety:** Included in a successful fire test to BS EN1634 Part 1. Assessed for use on 30 mins and 60 minutes timber fire doors and 4 hours on steel doors.



**CE Marked:** Certificate: 1121-CPD



**Certifire Approved Product:** Certificate: CF530



**Conformity Statement:** Meets the dimensional recommendations of BS8300 and Approved Document 'M' for locks and latches



## Large Backset Lock Cases



### AR916 Euro Profile Mortice Rollerbolt Lock Case

#### application

- Suitable for use on buildings where security and prevention of self harm are essential requirements on buildings such as detention centres, hospitals, young offenders centres, mental health centres and prisons.

#### features

- Case – mild steel/black powder coated finish, pierced to accept bolt through furniture and escutcheons with 38mm centres
- Backset – 80mm
- Centres – 72mm
- Rollerbolt – nickel plated solid brass guided rollerbolt, easily reversible and adjustable without opening case
- Deadbolt – zinc alloy single throw with 20mm projection (high copper content for additional strength)
- Forend and striking plates available square or radius
- Double lipped rollerbolt strikes available seperately
- Suitable for sprung and unsprung lever furniture
- Satin/polished stainless steel or polished brass forend and striking plate
- 5 year guarantee

#### standards and certification



**Quality & Performance:** Tested to the requirements of BS EN12209: 2003

3	C	8	1*	0	F	2	B	A	0	0
---	---	---	----	---	---	---	---	---	---	---



**Fire Safety:** Included in a successful fire test to BS EN1634 Part 1. Assessed for use on 30 mins and 60 minutes timber fire doors and 4 hours on steel doors.



**CE Marked:** Certificate: 1121-CPD



**Certifire Approved Product:** Certificate: CF530



**Conformity Statement:** Meets the dimensional recommendations of BS8300 and Approved Document 'M' for locks and latches.

## Anti-Ligature Hinges

### H102-300 Anti-Ligature Hinge

#### application

- Suitable for use on buildings where security and prevention of self harm are essential requirements on buildings such as detention centres, hospitals, young offenders centres, mental health centres and prisons.

#### features

- Maximum adjusted door weight 120kg
- Minimum door thickness 44mm



**Quality & Performance:** Successfully type tested for conformity to all the requirements of BS EN1935:2002 Grade 13

4	7	6	1	1	4	0	13
---	---	---	---	---	---	---	----



**CE Marked:** Certificate: 1121-CPD-AC0063



**Certifire Approved Product:** Certificate: CF209



RT-H102-300

Overhead Door Closer Selection Chart

	Max Size 3 (Light Duty)	Max Size 4 (Medium Duty)	Max Size 4 (Medium Duty)	Max Size 4 (Medium Duty)	Max Size 4 (Medium Duty)	Max Size 4 (Medium Duty)
Product Reference	AR450	AR6800	AR6900	AR8200	AR8500	AR3500
Power Size	3	2 to 4	2 to 4	2 to 4	2 to 4	2 to 4
Arm Type	Standard	Platform	Platform	Platform	Platform	Platform
Power Adjustment Method	Fixed	Template	Template	Template	Template	Spring
Max Door Width (Fig 1, Fig 6, Fig 61)	950mm	1100mm (Fig 1) 950mm (Fig 6 & 61)	1100mm (Fig 1) 950mm (Fig 6 & 61)	1100mm (Fig 1) 950mm (Fig 6 & 61)	1100mm (Fig 1) 950mm (Fig 6 & 61)	1100mm
Max Door Weight (Fig 1, Fig 6, Fig 61)	60kgs	80Kgs (Fig 1) 60Kgs (Fig 6 & Fig 61)	80Kgs (Fig 1) 60Kgs (Fig 6 & Fig 61)	80Kgs (Fig 1) 60Kgs (Fig 6 & Fig 61)	80Kgs (Fig 1) 60Kgs (Fig 6 & Fig 61)	80kg
Mechanism Type	Rack & Pinion	Rack & Pinion	Rack & Pinion	Rack & Pinion	Rack & Pinion	Rack & Pinion
BS8300 / 'ADM' Minimum Door Width	No	No	No	950mm (Fig 1)	950mm (Fig 1)	938mm (Fig 1) 858mm (Fig 6)
Adjustable Closing Speed	Yes	Yes	Yes	Yes	Yes	Yes
Backcheck	No	No	No	Optional	Optional	Yes
Delayed Action	No	No	No	No	No	Yes*
Adjustable Latch Action	Yes (Fig 1 Only)	Yes (Fig 1 & 61 Only)	Yes (Fig 1 & 61 Only)	Yes (Fig 1 & 61 Only)	Yes (Fig 1 & 61 Only)	Yes
Tested to BS EN1154/BS EN 1155	Yes	Yes	Yes	Yes	Yes	Yes
BSEN 1154/BSEN 1155 Classification	4 8 3 1* 1 3 (Fig 1 & 61)	3 8 4/2 1* 1 3 (Fig 1)	3 8 4/2 1* 1 3 (Fig 1)	3 8 4/2 1* 1 3 (Fig 1 & 61)	3 8 4/2 1* 1 3 (Fig 1 & 61)	3 8 4/2 1* 1 4 (Fig 1, Fig 6 & Fig 61)
	3 8 3 1* 1 3 (Fig 6)	3 8 3 1* 1 3 (Fig 6 & 61)	3 8 3 1* 1 3 (Fig 6 & 61)	3 8 3 1* 1 3 (Fig 6)	3 8 3 1* 1 3 (Fig 6)	
Maximum Opening Angle	180° (Fig 1 & 61) 105° (Fig 6)	105°	105°	105°	105°	105°
Universal Application Fig 1, Fig 6, Fig 61	Yes	Yes	Yes	Yes	Yes	Yes
Slide Arm Option	No	No	No	No	No	No
Stand Open Arm (Hold Open)	No	No	No	Yes	Yes	Yes
Drop Plate	No	No	No	No	No	Yes
Timber Door Fire Rating to BS EN1634-1	Yes 30, 60 & 120 Mins	Yes 30, 60 & 120 Mins	Yes 30, 60 & 120 Mins	Yes 30, 60 & 120 Mins	Yes 30, 60 & 120 Mins	Yes 30, 60 & 120 Mins
Metal Door Fire Rating to BS EN1634-1	No	No	No	Yes - 240 Mins	Yes - 240 Mins	No
CE Marked	Yes - Certificate AD0178	Yes - Certificate AD0095	Yes - Certificate AD0095	Yes - Certificate AD0118	Yes - Certificate AD0118	Yes - Certificate AD0009
Certifire	Yes - Certificate CF603	Yes - Certificate CF503	Yes - Certificate CF503	Yes - Certificate CF295	Yes - Certificate CF295	Yes - Certificate CF294
Mechanical Guarantee	Yes - 10 Years	Yes - 10 Years	Yes - 10 Years	Yes - 10 Years	Yes - 10 Years	Yes - 10 Years
Electrical Guarantee	N/A	N/A	N/A	N/A	N/A	N/A
Slimline Cover	No	No	No	No	Yes	No
Designer Cover	No	No	Yes	No	Yes	Yes
Matching Arms	Yes	Yes	Yes	Yes	Yes	Yes
Finishes	SE, GE	SE, GE	SE, GE, PB, SSS, PSS, RAL	SE, GE, PB, SSS, PSS	SE, GE, PB, SSS, PSS, RAL	SE, GE, PB, SSS, PSS, RAL

BS8300 / 'ADM' Minimum Door Width

Where Stated, these products can satisfy the opening force recommendations of BS8300 & Approved Document 'M' when fitted to a door of the minimum stated width according to 3rd party test data. However, other installed hardware, door seals & differential air pressures will affect the products "as fitted" performance meaning that the door closer alone cannot allow compliance to BS8300 & ADM.

## Overhead Door Closer Selection Chart

Max Size 4 (Medium Duty)	Max Size 4 (Medium Duty)	Max Size 4 (Medium Duty)	Max Size 5 (Heavy Duty)	Max Size 5 (Heavy Duty)	Max Size 5 (Heavy Duty)	Max Size 6 (Extreme Duty)	Max Size 6 (Extreme Duty)
AR1998	AR8209	AR8509	AR5200	AR5500	AR8300	AR9200	AR9500
4 (24v DC)	2 to 4	2 to 4	2 to 5	2 to 5	2 to 5	2 to 6	2 to 6
Platform	Slide	Slide	Platform	Platform	Platform	Platform	Platform
Template	Spring	Spring	Size 2 Template, Size 3-5 Spring	Size 2 Template, Size 3-5 Spring	Spring	Spring	Spring
1100mm	1100mm (Regular pull side & Transom push & pull only)	1100mm (Regular pull side & Transom push & pull only)	1250mm (Fig 1 & Fig 61) 1100mm (Fig 6)	1250mm (Fig 1 & Fig 61) 1100mm (Fig 6)	1250mm	1400mm (Fig 1 & Fig 61) 1250mm (Fig 6)	1400mm (Fig 1 & Fig 61) 1250mm (Fig 6)
80kg	80Kgs (Regular pull side & Transom push & pull only)	80Kgs (Regular pull side & Transom push & pull only)	100Kgs (Fig 1 & Fig 61) 80Kgs (Fig 6)	100Kgs (Fig 1 & Fig 61) 80Kgs (Fig 6)	100kg	120Kgs (Fig 1 & Fig 61) 100Kgs (Fig 6)	120Kgs (Fig 1 & Fig 61) 100Kgs (Fig 6)
Cam Action Electro Mag	Rack & Pinion	Rack & Pinion	Rack & Pinion	Rack & Pinion	High Performance Rack & Pinion	Rack & Pinion	Rack & Pinion
No	No	No	930mm (Fig 1)	930mm (Fig 1)	815mm (Fig 1)	867mm (Fig 1) 772mm (Fig 6)	867mm (Fig 1) 772mm (Fig 6)
Yes	Yes	Yes	Yes	Yes	Yes	Yes	Yes
No	Yes (Opening Angle Restricted to 105° When In Use)	Yes	Yes	Yes	Optional*	Yes	Yes
No	No	No	Optional*	Optional*	Optional*	Optional*	Optional*
Yes	Yes (Regular Position Only)	Yes (Regular Position Only)	Yes (Fig 1 & 61 Only)	Yes (Fig 1 & 61 Only)	Yes	Yes (Fig 1 & 61 Only)	Yes (Fig 1 & 61 Only)
Yes	Yes	Yes	Yes	Yes	Yes	Yes	Yes
3 8 4 1" 1 3 (Fig 1)	4 8 4/2 1" 1 3 (Regular pull side & Transom push & pull only)	4 8 4/2 1" 1 3 (Regular pull side & Transom push & pull only)	4 8 5/2 1" 1 4 (Fig 1 & 61)	4 8 5/2 1" 1 4 (Fig 1 & 61)	3 8 5/2 1" 1 3 (Fig 1)	4 8 6/2 1" 1 3 (Fig 1)	4 8 6/2 1" 1 3 (Fig 1)
3 8 3 1" 1 3 (Fig 6)			4 8 4/3 1" 1 4 (Fig 6)	4 8 4/3 1" 1 4 (Fig 6)		4 8 5/2 1" 1 3 (Fig 6)	4 8 5/2 1" 1 3 (Fig 6)
						4 8 6/3 1" 1 3 (Fig 61)	4 8 6/3 1" 1 3 (Fig 61)
105°	180°	180°	180°	180°	105°	180°	180°
No	No	No	Yes	Yes	No	Yes	Yes
Optional*	Standard	Standard	No	No	No	No	No
Yes (Electo Mag)	No	No	Optional	Optional	Yes	No	No
No	No	No	Yes	Yes	Optional*	No	No
Yes 30, 60 & 120 Mins	Yes 30, 60 & 120 Mins	Yes 30, 60 & 120 Mins	Yes 30, 60 & 120 Mins	Yes 30, 60 & 120 Mins	Yes 30, 60 & 120 Mins	Yes 30, 60 & 120 Mins	Yes 30, 60 & 120 Mins
No	No	No	No	No	No	240 Mins	240 Mins
Yes - Certificate AE0017	Yes - Certificate AD0295	Yes - Certificate AD0295	Yes - Certificate AD0239	Yes - Certificate AD0239	Yes - Certificate AD0136	Yes - Certificate AD0162	Yes - Certificate AD0162
Yes - Certificate CF494	Yes - Certificate CF770	Yes - Certificate CF770	Yes - Certificate CF695	Yes - Certificate CF695	Yes - Certificate CF494	Yes - Certificate CF566	Yes - Certificate CF566
Yes - 2 Years	Yes - 10 Years	Yes - 10 Years	Yes - 10 Years	Yes - 10 Years	Yes - 10 Years	Yes - 10 Years	Yes - 10 Years
Yes - 2 Years	N/A	N/A	N/A	N/A	N/A	N/A	N/A
Yes	No	No	No	Yes	Yes	No	No
No	No	Yes	No	No	No	No	Yes
Yes	Yes	Yes	Yes	Yes	Yes	Yes	Yes
SE, GE, PB, SSS, PSS, RAL	SE, GE, PB, SSS, PSS, RAL	SE, GE, PB, SSS, PSS, RAL	SE, GE, PB, SSS, PSS	SE, GE, PB, SSS, PSS, RAL	SE, GE, PB, SSS, PSS, RAL	SE, GE, PB, SSS, PSS	SE, GE, PB, SSS, PSS, RAL

\* Features marked with the asterisk indicate that the product falls outside of its CE Marking and CERTIFIRE Approval with this feature in use.

# ARRONE® Architectural Plus High Efficiency Door Closers

## ARRONE® 8300 Series Door Closer



ARRONE® Plus AR8300 Size 2 to 5 Door Closer

### Power Size 2-5 Spring Adjustable

#### application

- A high performance rack and pinion mechanism door closer combined with the elegant slimline metal cover, makes the AR8300 Series ideal for use on many high frequency doors in a public buildings such as hospitals, nursing homes, surgeries and schools along with other commercial applications where style, finish and performance are required.

#### features

- Power size adjustable 2-5 by spring in accordance with BSEN 1154: 1997
- Suitable for doors upto 1250mm wide / 100 Kg weight
- High performance Rack & Pinion mechanism
- Adjustable closing speed and latch action
- Fixed adjustable flatform armset
- Supplied with slimline metal cover
- Backcheck optional (please specify when ordering)
- Delayed action optional (please specify when ordering)
- Stand open arm (Hold open arm) optional:  
PLEASE NOTE: When used with hold open arm, this is not suitable for fire doors.

#### standards and certification



**Quality & Performance:** Successfully type tested for conformity to all the requirements of BS EN1154: 1997

Fig 1	3	8	5 2	1*	1	3
-------	---	---	--------	----	---	---



**Fire Safety:** Included in a successful fire test to BS EN1634 Part1. Assessed for use on 30, 60 and 120 minute timber fire doors



**CE Marked:** Certificate: 1121-CPD-AD0136



**Certifire Approved Product:** Certificate CF494



**Conformity Statement:** This product can satisfy the opening force recommendations of BS8300 and Approved Document "M" when fitted in Fig 1 to a minimum door width of 815mm according to 3rd party test data. However, other installed hardware, door seals and differential air pressures will affect the products "as fitted" performance meaning that the door closer alone cannot allow compliance to BS8300 and ADM.

#### finishes

- Silver, Gold, Polished Brass, Polished &
- Satin Stainless Steel/Chrome, RAL Colour

## ARRONE® 3500 Series Door Closer

### Power Size 2-4 Spring Adjustable

#### application

- The popular ARRONE® Plus 3500 series door closer combines the much sort after options of backcheck, Closing Speed & Latching Action within the standard unit, providing the flexibility often required at installation. The AR3500 offers a choice of three metal covers, rectangular, radius and designer all available in a wide range of finishes and colours and is suitable for high frequency commercial applications.

#### features

- Suitable for use on doors up to 1100mm wide/80kg weight
- Power size adjustable 2-4 by spring in accordance with BS EN1154: 1997
- Rack and pinion mechanism
- Universal Application (Fig 1, Fig 6 & Fig 61)
- Adjustable easy fix snap arm
- Supplied with either designer, rectangular or radius metal cover
- Delayed action \* (see door closer selection chart)
- Backcheck
- Adjustable closing speed and latch action

#### standards and certification



**Quality & Performance:** Successfully type tested for conformity to all the requirements of BS EN1154: 1997

Fig 1, Fig 6 & Fig 61	3	8	$\frac{4}{2}$	1*	1	4
-----------------------	---	---	---------------	----	---	---



**Fire Safety:** Included in a successful fire test to BS EN1634 Part1. Assessed for use on 30 , 60 minute and 120 minutes timber fire doors



**CE Marked:** Certificate: 1121-CPD-AD0009



**Certifire Approved Product:** Certificate CF294



**Conformity Statement:** This product can satisfy the opening force recommendations of BS8300 and Approved Document "M" when fitted in Fig 1 to a minimum door width of 938mm according to 3rd party test data. However, other installed hardware, door seals and differential air pressures will affect the products "as fitted" performance meaning that the door closer alone cannot allow compliance to BS8300 and ADM.

#### finishes

- Cover: Silver, Gold, Polished Brass, Polished & Satin Stainless/Chrome, RAL colours
- Arms: Black, Silver, Polished Brass, Polished & Satin Stainless/Chrome, RAL colours



ARRONE® Plus AR3500 Size 2 to 4 Door Closer



Rectangular Cover



# ARRONE® Architectural Plus High Efficiency Door Closers

## ARRONE® 9200 / 9500 Series Door Closer



AR9500

### Power Size 2-6 Spring Adjustable

#### application

- A powerful yet elegant looking closer designed to meet a wide range of applications. The slide cover gives easy access to the adjustment valves.

#### features

- Suitable for use on doors up to 1400mm wide/120kg weight (When fitted in Fig 1 & Fig 61)
- Power size adjustable 2-6 by spring in accordance with BS EN1154: 1997
- Extruded aluminium body
- Slide cover (AR9200 model only)
- Rack & pinion mechanism
- Universal Application (Fig 1, Fig 6 & Fig 61)
- Backcheck
- Adjustable closing speed and latch action with thermo constant valves
- Delayed Action Optional \* (see door closer selection chart)
- Designer stainless steel cover (AR9500 model only)

#### standards and certification



**Quality & Performance:** Successfully type tested for conformity to all the requirements of BS EN 1154: 1997

Fig 1	4	8	$\frac{6}{2}$	1*	1	3
Fig 6	4	8	$\frac{5}{2}$	1*	1	3
Fig 61	4	8	$\frac{6}{3}$	1*	1	3



**Fire Safety:** Included in a successful fire test to BS EN1634 Part1. Assessed for use on 30 , 60 minute and 120 minute timber fire doors and 240 minutes on steel doors



**CE Marked:** Certificate: 1121-CPD-AD0162



**Certifire Approved Product:** Certificate CF566



**Conformity Statement:** This product can satisfy the opening force recommendations of BS8300 and Approved Document 'M' when fitted to a door width of 867mm (Fig 1) and 772mm (Fig 6) according to 3rd party test data. However, other installed hardware, door seals and differential air pressures will affect the products "as fitted" performance meaning that the door closer alone cannot allow compliance to BS8300 and ADM.

#### finishes

- AR9200: Silver, Gold, Polished Brass, Polished & Satin Stainless Steel/Chrome
- AR9500: Silver, Gold, Polished Brass, Polished & Satin Stainless Steel/Chrome, 11 RAL colours

## ARRONE® 8200 / 8500 Series Door Closer

### Power Size 2-4 Template Adjustable

#### application

- The new AR8200 Series unit combined with our new 'mini-designer' or 'slimline' cover (AR8500) will enhance the appearance of many medium frequency doors in public buildings and other commercial applications where style finish and performance are required.

#### features

- Suitable for use on doors up to 1100mm wide/80kg weight (When fitted in Fig 1 & 61)
- Power size adjustable 2-4 by template in accordance with BS EN1154: 1997
- Extruded aluminium body
- Rack & pinion mechanism
- Universal Application (Fig 1, Fig 6 & Fig 61)
- Backcheck optional
- Adjustable easy fix snap arm
- Adjustable closing speed and latch action
- Designer metal cover or slimline cover (AR8500 model only)

#### standards and certification



**Quality & Performance:** Successfully type tested for conformity to all the requirements of BS EN1154: 1997

Fig 1 & 61	3	8	4 2	1*	1	3
Fig 6	3	8	3	1*	1	3



**Fire Safety:** Included in a successful fire test to BS EN1634 Part1. Assessed for use on 30, 60 minute and 120 minute fire doors



**CE Marked:** Certificate: 1121-CPD-AD0118



**Certifire Approved Product:** Certificate CF295



**Conformity Statement:** This product can satisfy the opening force recommendations of BS8300 and Approved Document "M" when fitted in Fig 1 to a minimum door width of 950mm according to 3rd party test data. However, other installed hardware, door seals and differential air pressures will affect the products "as fitted" performance meaning that the door closer alone cannot allow compliance to BS8300 and ADM.

#### finishes

- AR8200 (matching arms): Silver, Gold, PB, SSS, PSS
- AR8500 (black or matching arms): Silver, Gold, Polished Brass, Polished Stainless Steel/Chrome, Satin Stainless Steel/Chrome and RAL Colours.



AR8500

# ARRONE® Architectural Plus High Efficiency Door Closers

## ARRONE® 5200 / 5500 Series Door Closer



AR5500

### Power Size 2 - 5 Spring Adjustable (Size 2 Template Adjustable)

#### application

- A rack and pinion mechanism door closer combined with the new elegant 'slimline' cover (AR5500), makes the AR5200/AR5500 Series ideal for use on many high frequency doors in public buildings.

#### features

- Suitable for doors up to 1250mm wide /100kg weight (When Fitted in Fig 1)
- Power size adjustable 2-5 by template in accordance with BS EN1154: 1997
- Rack and pinion mechanism
- Universal application (Fig 1, Fig 6 & Fig 61)
- Detachable & fixed adjustable slimline arms available
- Adjustable closing speed and latch action
- Backcheck
- Delayed Action Optional \* (see door closer selection chart)
- Supplied with Slimline cover (AR5500 model only)
- Hold open arm available to special order

#### standards and certification



**Quality & Performance:** Successfully type tested for conformity to all the requirements of BS EN1154: 1997

Fig 1	4	8	5 2	1*	1	4
Fig 6	3	8	4 3	1*	1	4
Fig 61	4	8	4 2	1*	1	4



**Fire Safety:** Included in a successful fire test to BS EN1634 Part1. Assessed for use on 30 , 60 minute and 120 minute fire doors



**CE Marked:** Certificate: 1121-CPD-AD0239



**Certifire Approved Product:** Certificate CF695



**Conformity Statement:** This product can satisfy the opening force recommendations of BS8300 and Approved Document 'M' when fitted to a door width of 930mm (Fig 1) and 867mm (Fig 6) according to 3rd party test data. However, other installed hardware, door seals and differential air pressures will affect the products "as fitted" performance meaning that the door closer alone cannot allow compliance to BS8300 and ADM.

#### finishes

- AR5200 (matching arms): Silver, Gold, PB, SSS, PSS
- AR5500 (black or matching arms): Silver, Gold, Polished Brass, Polished Stainless Steel/Chrome, Satin Stainless Steel/Chrome and RAL Colours.

## ARRONE® AR8209 / AR8509 Series Slide Arm Door Closer

### Power Size 2 - 4 Spring Adjustable

#### application

- This highly specified slide arm unit is suited to applications where pleasing aesthetics and additional safety is required. Ideally suited to schools where a projecting arm can lead to vandalism.

#### features

- Suitable for doors up to 1100mm wide /80kg weight
- Power size adjustable 2-4 by spring in accordance with BS EN1154: 1997
- Rack and pinion mechanism
- Suitable for use in Regular, Push & Pull transom mounting
- Adjustable closing speed and latch action
- Backcheck
- Supplied with designer cover (AR8509)

#### standards and certification



**Quality & Performance:** Successfully type tested for conformity to all the requirements of BS EN1154: 1997

Fig 1	4	8	$\frac{4}{2}$	1*	1	3
Fig 61 (Pull Side)	4	8	$\frac{4}{2}$	1*	1	3
Fig 61 (Push Side)	3	8	$\frac{4}{2}$	1*	1	3



**Fire Safety:** Included in a successful fire test to BS EN1634 Part1. Assessed for use on 30 , 60 minute and 120 minute fire doors



**CE Marked:** Certificate: 1121-CPD-AD0275



**Certifire Approved Product:** Certificate CF770



**Conformity Statement:** This product can satisfy the opening force recommendations of BS8300 and Approved Document 'M' when fitted to a door width of 781mm (Fig 1) according to 3rd party test data. However, other installed hardware, door seals and differential air pressures will affect the products "as fitted" performance meaning that the door closer alone cannot allow compliance to BS8300 and ADM.

#### finishes

- Silver, Gold, PB, SSS, PSS, RAL Colours



# ARRONE® Architectural Plus Electromagnetic Door Controls

## ARRONE® 1998 Series Electromagnetic Door Closer



### Power size 4

#### application

- Ideal for use in Hospitals, Nursing and Convalescent Homes. Often used in conjunction with a detector/ alarm system. When used in hold open or swing free application the door will automatically close upon the activation of the fire alarm or power failure.

#### features

- Suitable for use on timber doors up to 1100mm wide/80kg weight
- Hold open or swing free mode
- Platform arm
- Adjustable closing speed and latch action
- Fig 6 bracket supplied
- Extra length loops available to order
- Slimline metal cover
- 2 watt coil with 85 milliamp current draw 24v DC
- 1amp or 5amp power supply supplied separately.
- 2.5mm solid core alarm cable recommended for buildings requiring up to 50 Emag closers (Upto a maximum of 50 Metre length).

#### standards and certification



**Quality & Performance:** Successfully type tested for conformity to all the requirements of BS EN 1155: 1997

Fig 1	3	8	4	1*	1	3
-------	---	---	---	----	---	---



**Fire Safety:** Included in a successful fire test to BS EN1634 Part1. Assessed for use on 30 , 60 minute 120 minute timber fire doors



**CE Marked:** Certificate: 1121-CPD-AE0017



**Certifire Approved Product:** Certificate CF494



**Conformity Statement:** This product can satisfy the opening force recommendations of BS8300 and Approved Document "M" when fitted in Fig 1 to a minimum door width of 825mm according to 3rd party test data. However, other installed hardware, door seals and differential air pressures will affect the products "as fitted" performance meaning that the door closer alone cannot allow compliance to BS8300 and ADM.

#### finishes

- Cover: Silver, Gold, Polished Brass, Polished and Satin Stainless/Chrome
- Arms: Black, Silver, Polished Brass, Polished and Satin Stainless/Chrome

## ARRONE® 450 Series Door Closer

### Fixed Power Size 3

#### application

- Versatile, entry level closer, fully performance and fire tested unit where competitive pricing is important

#### features

- Suitable for doors up to 950mm wide/60kg weight
- Diecast body
- Rack and pinion mechanism
- Universal application (Fig 1, Fig 6 & Fig 61)
- Adjustable easy fix snap arm
- Adjustable closing speed and latch action
- Available in Silver or Gold with matching arms

#### standards and certification



**Quality & Performance:** Successfully type tested for conformity to all the requirements of BS EN 1154: 1997

Fig 1 & 61	4	8	3	1*	1	3
Fig 6	3	8	3	1*	1	3



**Fire Safety:** Included in a successful fire test to BS EN1634 Part1. Assessed for use on 30 , 60 minute and 120 minute fire doors



**CE Marked:** Certificate: 1121-CPD-AD0178



**Certifire Approved Product:** Certificate CF603

#### finishes

- Silver & Gold



ARRONE® 6800 / 6900 Series Door Closer



AR6900

Power Size 2-4 Template Adjustable

application

- This traditional contract unit (AR6800) is widely used in many light frequency commercial applications (especially fire doors) where performance and reliability is required.
- The addition of our ‘mini-designer’ metal cover (AR6900) further enhances this popular closer.

features

- Suitable for use on doors 1100mm maximum / 80kg weight (When fitted in Fig 1)
- Power size adjustable 2-4 by template in accordance with BS EN1154: 1997
- Rack & Pinion Mechanism
- Universal Application (Fig 1, Fig 6 & Fig 61)
- Adjustable easy fix snap arm
- 6800 - Matching armset
- 6900 - Black arm or matching arm
- Adjustable Closing Speed / Latch Action

standards and certification



**Quality & Performance:** Successfully type tested for conformity to all the requirements of BS EN 1154: 1997

Fig 1	3	8	4 2	1*	1	3
Fig 6 & 61	3	8	3	1*	1	3



**Fire Safety:** Included in a successful fire test to BS EN1634 Part1. Assessed for use on 30 , 60 minute and 120 minute fire doors



**CE Marked:** Certificate: 1121-CPD-AD0095



**Certifire Approved Product:** Certificate CF503

finishes

- AR6800: Silver, Gold
- AR6900: Silver, Gold, Polished Brass, Polished & Satin Stainless/Chrome, RAL Colours

## ARRONE® Floor Springs & Accessories

### Floor Spring size 3 & 4 (single & double action)

#### application

- The AR700 series floor spring is designed for heavier traffic, public and commercial doors, where conventional overhead door closers are not suitable. Ideal for thin slab applications due to its low profile cement case and where floor depth is limited.

#### features

- Fixed power size 3 and 4 mechanisms to suit low, medium and heavy frequency use
- Suitable for single or double swing action doors (Accessories supplied separately)
- Suitable for timber and metal doors
- Suitable for doors measuring upto 950mm (size 3) and 1100mm (size 4)
- Maximum door weight 100kg
- Maximum opening angle 130 degrees
- Adjustable closing and latching speed

#### accessories



**Quality & Performance:** Successfully type tested for conformity to all the requirements of BS EN 1154: 1997



**Fire Safety:** Included in a successful fire test to BS EN 1634 Part 1. For use on 30 minute and 60 minute timber fire doors and 240 minutes on steel doors



**CE Marked:** Certificate: 1121-CPD-AD0314 - Size 3  
Certificate: 1121-CPD-AD0287 - Size 4



**Certifire Approved Product:** Certificate: CF5029





# ARRONE® Panic & Emergency Exit Hardware

## ARRONE® AR880 Single Panic Bolt



### application

- Suitable for single doors up to 2440mm height x 1220mm wide (extended top shoots available) or second opening leaf of double door set with rebated meeting stiles - See AR888.
- SUITABLE FOR USE IN OPEN PUBLIC AREAS (in accordance with BS EN 1125: 2008)

### features

- Automatic top trip
- Two-point locking
- Diecast control boxes
- Follower on main box for use with ARRONE® locking attachments
- One way follower action
- Anti-thrust device preventing leverage of top and bottom shoots
- Round tubular steel shoots
- fully reversible
- Supplied with "W" clip for use with a rim cylinder on external side
- "Push Bar To Open" signage supplied
- Fixings and strike plates to suit steel doors now available separately

### finishes

- Silver
- Gold
- Black
- Polished Brass
- Polished Stainless Steel – Polished Chrome
- Satin Stainless Steel – Satin Chrome
- RAL colours to special order only

### guarantee

- Supported by a 2 Year Guarantee

### standards and certification



**Quality & Performance:** Successfully type tested to all the requirements of BS EN 1125: 2008

3	7	6	B	1	4	2	2	A	A
---	---	---	---	---	---	---	---	---	---



**Fire Safety:** Included in a successful fire test to BS EN 1634 Part1. For use on 30, 60 and 120 minute timber fire doors and 240 minute steel doors



**CE Marked:** Certificate: 1121-CPD-AAA005



**Certifire Approved Product:** Certificate: CF817

## ARRONE® AR882 Reversible Panic Latch

### application

- Suitable for single doors up to 1220mm wide. or first opening leaf of double doors with rebated meeting stiles - See AR888.
- SUITABLE FOR USE IN OPEN PUBLIC AREAS (in accordance with BS EN 1125: 2008)

### features

- Single-point locking
- Diecast control boxes
- One way follower action
- Follower on main box for use with ARRONE® locking attachments
- Oval steel pushbar
- Fully reversible
- Supplied with "W" clip for use with a rim cylinder on external side
- "Push Bar To Open" signage supplied
- Fixings and strike plates to suit steel doors now available separately

### finishes

- Silver
- Gold
- Black
- Polished Brass
- Polished Stainless Steel – Polished Chrome
- Satin Stainless Steel – Satin Chrome
- RAL colours to special order only

### guarantee

- Supported by a 2 Year Guarantee

### standards and certification



**Quality & Performance:** Successfully type tested to all the requirements of BS EN 1125: 2008

3	7	6	B	1	4	2	2	A	A
---	---	---	---	---	---	---	---	---	---



**Fire Safety:** Included in a successful fire test to BS EN 1634 Part1. For use on 30, 60 and 120 minute timber fire doors and 240 minute steel doors



**CE Marked:** Certificate: 1121-CPD-AAA005



**Certifire Approved Product:** Certificate: CF817



# ARRONE® Panic & Emergency Exit Hardware

## ARRONE® AR884 Push Pad Single Panic Bolt



### application

- Suitable for single doors up to 2440mm high.
- Please Note: AR884 push pad panic bolt SHOULD NOT BE USED IN OPEN PUBLIC AREAS (in accordance with BS EN 179: 2008)

### features

- Maintains all of the feature benefits of the AR880 Single Panic Bolt with the exception of the Cross Bar Operator which is replaced with a Push Pad
- Recommended as a replacement for AR883 when additional security is required
- One way follower action
- "Push Pad To Open" signage supplied
- Round tubular steel shoots
- Fixings and strike plates to suit steel doors now available seperately

### finishes

- Silver
- Gold
- Black
- Polished Brass
- Polished and Satin Stainless Steel
- RAL Colours to special order only

### guarantee

- Supported by a 2 Year Guarantee

### standards and certification



**Quality & Performance:** Successfully type tested to all the requirements of BS EN 179: 2008

3	7	6	B	1	4	3	2	B	B
---	---	---	---	---	---	---	---	---	---



**Fire Safety:** Included in a successful fire test to BS EN 1634 Part1. For use on 30, 60 and 120 minute timber fire doors and 240 minute steel doors



**CE Marked:** Certificate: 1121-CPD-ABB015



**Certifire Approved Product:** Certificate: CF817

## ARRONE® AR883 Reversible Push Pad

### application

- Suitable for single doors.
- Please Note: AR883 reversible push pad SHOULD NOT BE USED IN OPEN PUBLIC AREAS (in accordance with BS EN 179: 2008)

### features

- Single point locking
- Diecast control boxes
- One way follower action
- Follower on main box for use with AR885 locking attachment
- Fully reversible
- "Push Pad To Open" signage supplied
- Suitable for any door width
- Fixings and strike plates to suit steel doors now available separately

### finishes

- Silver
- Gold
- Black
- Polished Brass,
- Polished and Satin Stainless
- Steel/Chrome
- RAL Colours to special order only

### guarantee

- Supported by a 2 Year Guarantee

### standards and certification



**Quality & Performance:** Successfully type tested to all the requirements of BS EN 179: 2008

3	7	6	B	1	4	3	2	B	B
---	---	---	---	---	---	---	---	---	---



**Fire Safety:** Included in a successful fire test to BS EN 1634 Part1. For use on 30, 60 and 120 minute timber fire doors and 240 minute steel doors



**CE Marked:** Certificate: 1121-CPD-ABB015



**Certifire Approved Product:** Certificate: CF817



# ARRONE® Panic & Emergency Exit Hardware

## ARRONE® AR888 Combination Unit for Double Rebated Doors



### application

- To be used on double rebated door sets with each single door leaf up to 2440mm high x 1220mm wide. SUITABLE FOR USE IN OPEN PUBLIC AREAS (in accordance with BS EN 1125: 2008)
- Please note: For double NON rebated plain edge doors fit 2 x AR880 single panic bolts

### consists of:

- AR880 single panic bolt
- AR882 reversible panic latch
- AR887 double door striking plate
- One way follower action
- "Push Bar To Open" signage
- For full product details please refer to the individual product pages in this brochure.
- Fixings and strike plates to suit steel doors now available seperately

### finishes

- Silver
- Gold
- Black
- Polished Brass
- Polished and Satin Stainless Steel
- RAL Colours to special order only

### guarantee

- Supported by a 2 Year Guarantee

### standards and certification



**Quality & Performance:** Successfully type tested to all the requirements of BS EN 1125: 2008

3	7	6	B	1	4	2	2	A	A
---	---	---	---	---	---	---	---	---	---



**Fire Safety:** Included in a successful fire test to BS EN 1634 Part1. For use on 30, 60 and 120 minute timber fire doors and 240 minute steel doors



**CE Marked:** Certificate: 1121-CPD-AAA005



**Certifire Approved Product:** Certificate: CF817

## ARRONE® AR885 & AR885K Outside Access Devices

### application

- Suitable only for use with the ARRONE® Panic & Emergency Exit Hardware Range. AR880, AR882, AR883, AR884, AR888.
- Tested as part of both single and double door sets in accordance with BS EN 179: 2008 and BS EN 1125: 2008

### features

- Back to back fixing with the internal device prevents unsightly drill holes only when fitted with ARRONE® Panic & Emergency Exit Hardware
- One way follower action
- Diecast control boxes
- AR885 lift up pad handle designed to snap when excessive force is applied
- AR885K unique hexagonal knob design
- Both models available without cylinder. (Order AR886 or AR886K)
- Supplied with 8mm x 90mm spindle

### finishes

- Silver
- Satin Stainless Steel
- Gold
- Black
- Please note metallic finishes are not recommended for external use, but are available to special order.

### guarantee

- Supported by a 2 Year Guarantee

### standards and certification



**Fire Safety:** Included in a successful fire test to BS EN 1634 Part1. For use on 30, 60 and 120 minute timber fire doors and 240 minute steel doors



**Certifire Approved Product:** Certificate: CF817



AR885



AR885

# ARRONE® Panic & Emergency Exit Hardware

## ARRONE® AR990 Single Panic Bolt



### application

- Suitable for single doors with plain meeting stiles up to 2440mm high x 1220mm wide (extended shoots available) or second opening leaf of double door set with rebated meeting stiles - See AR998.
- SUITABLE FOR USE IN OPEN PUBLIC AREAS (in accordance with BS EN1125: 2008)

### features

- EFC (Easy-Fix Clip) Mounting device - Secured by a screw the EFC allows the control box to be perfectly positioned, considerably reducing the overall fitting time of the unit
- Two point locking (Top & Bottom)
- Anti-thrust device fitted to top & bottom shoots
- Round tubular steel shootbolts
- Automatic top & Bottom trip
- Steel control box - concealed fixing with slimline cover
- Oval steel pushbar
- Two way follower action
- "W" clip supplied allowing operation externally by a conventional rim cylinder
- "Push Bar To Open" signage supplied
- Fixings and strike plates to suit steel doors now available separately

### finishes

- Silver
- Gold
- Black
- Polished Brass
- Polished Stainless Steel
- Satin Stainless Steel
- RAL colours to special order only

### guarantee

- Supported by a 2 Year Guarantee

### standards and certification



**Quality & Performance:** Successfully type tested to all the requirements of BS EN1125: 2008

3	7	6	B	1	3	2	2	A	A
---	---	---	---	---	---	---	---	---	---



**Fire Safety:** Included in a successful fire test to BS EN 1634 Part1. For use on 30, 60 and 120 minute timber fire doors and 240 minute steel doors



**CE Marked:** Certificate: 1121-CPD-AAA008



**Certifire Approved Product:** Certificate: CF810

## ARRONE® AR992 Reversible Panic Latch

### application

- Suitable for single doors or first opening leaf of double door set with rebated meeting stiles - See AR998.
- Suitable for single doors up to 1220mm wide.
- SUITABLE FOR USE IN OPEN PUBLIC AREAS (in accordance with BS EN1125: 2008)

### features

- EFC (Easy-Fix Clip) Mounting device - Secured by a screw the EFC allows the control box to be perfectly positioned, considerably reducing the overall fitting time of the unit
- Single point locking
- Steel control box - concealed fixing with slimline diecast cover
- Oval steel pushbar
- Two way follower action
- Fully reversible
- "W" clip supplied allowing operation externally by a conventional rim cylinder
- "Push Bar To Open" signage supplied
- Fixings and strike plates to suit steel doors now available separately

### finishes

- Silver
- Gold
- Black
- Polished Brass
- Polished Stainless Steel
- Satin Stainless Steel
- RAL colours to special order only

### guarantee

- Supported by a 2 Year Guarantee

### standards and certification



**Quality & Performance:** Successfully type tested to all the requirements of BS EN1125: 2008

3	7	6	B	1	3	2	2	A	A
---	---	---	---	---	---	---	---	---	---



**Fire Safety:** Included in a successful fire test to BS EN 1634 Part1. For use on 30, 60 and 120 minute timber fire doors and 240 minute steel doors



**CE Marked:** Certificate: 1121-CPD-AAA008



**Certifire Approved Product:** Certificate: CF810





## ARRONE® AR994 Single Push Pad Panic Bolt



### application

- Suitable for single doors up to 2440mm high.  
The AR994 Single Push Pad Panic Bolt should NOT BE USED IN OPEN PUBLIC AREAS (in accordance with BS EN 179: 2008)

### features

- EFC (Easy-Fix Clip) Mounting device - Secured by a screw the EFC allows the control box to be perfectly positioned, considerably reducing the overall fitting time of the unit
- Two point locking (Top & Bottom)
- Anti - Thrust device
- Round tubular steel up & down shoots
- Automatic top & Bottom trip
- Steel control box - concealed fixing with slimline diecast cover
- Two way follower action
- "W" clip supplied allowing operation externally by a conventional rim cylinder
- "Push Pad To Open" signage supplied
- Fixings and strike plates to suit steel doors now available seperately

### finishes

- Silver
- Gold
- Black
- Polished Brass
- Polished Stainless Steel
- Satin Stainless Steel
- RAL colours to special order only

### guarantee

- Supported by a 2 Year Guarantee

### standards and certification



**Quality & Performance:** Successfully type tested to all the requirements of BS EN179 : 2008

3	7	6	B	1	3	2	2	B	B
---	---	---	---	---	---	---	---	---	---



**Fire Safety:** Included in a successful fire test to BS EN 1634 Part1.For use on 30, 60 and 120 minute timber fire doors and 240 minute steel doors



**CE Marked:** Certificate: 1121-CPD-ABB017



**Certifire Approved Product:** Certificate: CF810

## ARRONE® AR993 Reversible Push Pad

### application

- Suitable for single doors or the first opening leaf of double doors with rebated meeting stiles. The AR993 reversible push pad should NOT BE USED IN OPEN PUBLIC AREAS (in accordance with BS EN 179: 2008)

### features

- EFC (Easy-Fix Clip) Mounting device - Secured by a screw the EFC allows the control box to be perfectly positioned, considerably reducing the overall fitting time of the unit
- Single point locking
- Steel control box - concealed fixing with slimline diecast cover
- Two way follower action
- Fully reversible
- "W" clip supplied allowing operation externally by a conventional rim cylinder
- "Push Pad To Open" signage supplied
- Fixings and strike plates to suit steel doors now available separately



### finishes

- Silver
- Gold
- Black
- Polished Brass
- Polished Stainless Steel
- Satin Stainless Steel
- RAL colours to special order only

### guarantee

- Supported by a 2 Year Guarantee

### standards and certification



**Quality & Performance:** Successfully type tested to all the requirements of BS EN 179: 2008

3	7	6	B	1	3	2	2	B	B
---	---	---	---	---	---	---	---	---	---



**Fire Safety:** Included in a successful fire test to BS EN 1634 Part1. For use on 30, 60 and 120 minute timber fire doors and 240 minute steel doors



**CE Marked:** Certificate: 1121-CPD-ABB017



**Certifire Approved Product:** Certificate: CF810

# ARRONE® Panic & Emergency Exit Hardware

## ARRONE® AR998 Combination Unit for Double Rebated Doors



### application

- Suitable for use on double rebated door sets with each single door up to 2440mm high x 1220mm wide.
- SUITABLE FOR USE IN OPEN PUBLIC AREAS (in accordance with BS EN1125: 2008)
- Please note: For double NON rebated plain edge doors fit 2 x AR990

### features

- The AR998 Combination Unit consists of:
- 1 x AR990 single panic bolt
- 1 x AR992 reversible panic latch
- 1 x AR997 double door striking plate
- "Push Bar To Open" signage
- For full product details please refer to the individual product pages in this brochure
- Fixings and strike plates to suit steel doors now available seperately

### finishes

- Silver
- Gold
- Black
- Polished Brass
- Polished Stainless Steel
- Satin Stainless Steel
- RAL colours to special order only

### guarantee

- Supported by a 2 Year Guarantee

### standards and certification



**Quality & Performance:** Successfully type tested to all the requirements of BS EN 1125: 2008

3	7	6	B	1	3	2	2	A	A
---	---	---	---	---	---	---	---	---	---



**Fire Safety:** Included in a successful fire test to BS EN 1634 Part1. For use on 30, 60 and 120 minute timber fire doors and 240 minute steel doors



**CE Marked:** Certificate: 1121-CPD-AAA008



**Certifire Approved Product:** Certificate: CF810

## ARRONE® AR995K External Locking Attachment

### application

- Suitable for use on double rebated door sets with each single door up to 2440mm high x 1220mm wide.
- SUITABLE FOR USE IN OPEN PUBLIC AREAS (in accordance with BS EN1125: 2008)
- Please note: For double NON rebated plain edge doors fit 2 x AR990

### finishes

- Silver
- Gold
- Black
- Polished Brass
- Polished Stainless Steel
- Satin Stainless Steel
- RAL colours to special order only

### guarantee

- Supported by a 2 Year Guarantee

### standards and certification



**Fire Safety:** Included in a successful fire test to BS EN 1634 Part1. For use on 30, 60 and 120 minute timber fire doors and 240 minute steel doors



**Certifire Approved Product:** Certificate: CF810



# ARRONE® Panic & Emergency Exit Hardware

## ARRONE® Architectural Mortice Lock Cases



**AR915**

Euro Profile Mortice Escape Lock

**In accordance with the requirements of BS EN 179:2008, this Escape Lock should only be fitted with the lever handles listed on this page to ensure compatibility with the standard.**

### HOPPE Aluminium (F1)

138S Series (Paris) - 19 and 22mm Sprung and Unsprung

### HOPPE Nylon (All colours)

K138 Series (Paris) - Solid Nylon and Steel Cored Sprung and Unsprung

### HOPPE Stainless Steel (Satin and Polished)

E138F and E138Z Series (Paris) - Steel understructure and Nylon Understructure

### ARRONE® Stainless Steel (Satin and Polished)

AR361 Series (Return to Door) - 6mm and 8mm Rose Sprung and Unsprung

AR370 Series (Semi Circular) - sprung

AR374 Series (Cranked Return to Door) - sprung

AR375 Series (Shaped Return to Door) - sprung

### ARRONE® Stainless Steel (PVD/Brass)

AR461 Series (Return to Door) - Sprung

**All of these products have been either tested with or assessed for use with the AR915 ARRONE® Plus Escape Lock and are listed in test reports/evidence and product instructions.**

## Euro Profile Mortice Escape Lock

### application

- Suitable for timber and steel doors hinged on either the right or left which require key operation externally with a single action escape function internally.

### features

- Case – mild steel/black powder coated finish, pierced to accept bolt through furniture and escutcheons with 38mm centres
- Backset – 60mm
- Centres – 72mm
- Latchbolt – nickel plated solid brass guided latchbolt, easily reversible without opening case
- Follower – 8mm split follower with self locating plate to allow easy reversibility of the escape function. Follower made from sintered steel for additional strength and durability
- Deadbolt – zinc alloy single throw with 20mm projection (high copper content for additional strength)
- Forend and bevelled striking plates (for smooth operation) available square or radius
- Satin/polished stainless steel or polished brass forend and striking plate
- Supplied with AR228A - 100mm and AR228B - 120mm split spindles for 30mins and 1 hour timber fire doors and 4 hour steel doors.
- 5 year guarantee

### standards and certification



**Quality & Performance:** Successfully type tested to all the requirements of BS EN 179:2008

**In accordance with the requirements of BS EN 179:2008, this Escape Lock should only be fitted with the lever handles listed on this page to ensure compatibility with the standard**

3	7	6	B	1	4	4	1	A	B
3	7	6	B	1	4	4	1	A	D



**Fire Safety:** Included in a successful fire test to BS EN 1634 Part1. For use on 30 minute, 60 minute timber fire doors and 240 minute steel doors



**CE Marked:** Certificate: 1121-CPD-ABB010



**Certifire Approved Product:** Certificate CF530



**Conformity Statement:** This Product Satisfies the dimensional recommendations contained within BS8300: 2009 for Locks and Latches

## ARRONE® Architectural Mortice Lock Cases

Latch, Sashlock, Deadlock, Bathroom,  
Nightlatch & Escape Lock Cases

### features

- 60mm backset
- Suitable for sprung and some unsprung furniture
- Square or radiused forend
- Satin Stainless Steel, Polished Stainless Steel or Polished Brass Finishes
- 8mm follower with spring clip feature
- Security anti thrust pin supplied with AR914 and AR915
- Rebate sets are available in 13mm and matching finishes
- AR910, AR911, AR913 and AR916 also available in 80mm backset (see Anti-Ligature section)
- Supplied with modular strike plate
- 5 Year guarantee

### standards and certification

- CE Marked: Declaration of conformity available upon request



**Quality & Performance:** Successfully type tested to all the requirements of BS EN12209: 2003



**Fire Safety:** Included in a successful fire test to BS EN1634 Part1. Assessed for use on 30 min and 60 minute timber fire doors and 240 minutes on steel doors



**CE Marked:** 1121-CPD-AG0070



**Certifire Approved Product:** Certificate CF530



**Conformity Statement:** This Product Satisfies the dimensional recommendations contained within BS8300:2009 for Locks and Latches



#### AR911

Mortice Latch Case

3	X	8	1*	0	G	-	B	0	2	0
---	---	---	----	---	---	---	---	---	---	---



#### AR910

Euro Profile Mortice Sashlock Case (72mm centres)

3	X	8	1*	0	G	4	B	A	2	0
---	---	---	----	---	---	---	---	---	---	---



#### AR912

Euro Profile Mortice Deadlock Case

3	X	8	1*	0	G	4	B	A	0	0
---	---	---	----	---	---	---	---	---	---	---



#### AR913

Mortice Bathroom Lock (78mm centres)

3	X	8	1*	0	G	-	B	0	2	0
---	---	---	----	---	---	---	---	---	---	---



#### AR914

Euro Profile Mortice Anti Thrust Nightlatch Case (72mm centres)

3	X	8	1*	0	G	-	B	0	2	0
---	---	---	----	---	---	---	---	---	---	---



#### AR915

Euro Profile Mortice Escape Lock Case

3	X	8	1*	0	G	4	B	A	2	0
---	---	---	----	---	---	---	---	---	---	---



#### AR916

Euro Profile Mortice Rollerbolt Lock Case

3	C	8	1*	0	F	2	B	A	0	0
---	---	---	----	---	---	---	---	---	---	---

## ARRONE® Architectural Mortice Lock Cases



### AR8100

Euro profile Mortice Sashlock case

3	M	8	1*	0	G	3	B	C	2	0
---	---	---	----	---	---	---	---	---	---	---



### AR8101

Mortice latch case

3	M	8	1*	0	G	-	B	0	2	0
---	---	---	----	---	---	---	---	---	---	---



### AR8102

Euro profile mortice deadlock case

3	M	8	1*	0	G	3	B	C	0	0
---	---	---	----	---	---	---	---	---	---	---



### AR8103

Mortice bathroom sashlock

3	M	8	1*	0	G	-	B	0	2	0
---	---	---	----	---	---	---	---	---	---	---



### AR8104

Euro profile nightlatch case

3	M	8	1*	0	G	-	B	0	2	0
---	---	---	----	---	---	---	---	---	---	---

## Euro Profile Mortice mortice sashlock Case

### features

- 60mm backset
- 72mm centres and 78mm bathroomlock
- Brass nickel plate latch bolt easily reversible without opening case
- Suitable for sprung and most unsprung lever furniture
- 8mm follower with spindle gripping feature
- Forend & striking plates available square or radius
- •Case pierced to accept bolt through furniture and escutcheons at 38mm centres
- Satin/polished stainless steel or PVD brass finishes

### standards and certification



**Quality & Performance:** Successfully type tested to all the requirements of BS EN12209: 2003



**Fire Safety:** Assessed for use on 30 and 60 min timber fire doors and 240 min on steel doors



**CE Marked:** Certificate: 1121-CPD-AG0087



**Certifire Approved Product:**



**Conformity Statement:** This Product Satisfies the dimensional recommendations contained within BS8300:2009 for Locks and Latches

## ARRONE® Architectural Mortice Lock Cases

### Mortice Sashlock Case

#### features

- Suitable for sprung and some unsprung door furniture
- Brass guided latchbolt
- Available in 63mm & 76mm case size
- Polished brass, satin chrome or polished stainless steel finish forend and striking plate
- Available square or radiused forend and striking plates
- Case pierced to accept bolt through furniture at 38mm centres.
- Rebate sets in 13mm and matching finishes are available

#### standards and certification



**Quality & Performance:** Successfully type tested to all the requirements of BS EN12209: 2003

2	H	8	1	0	F	2	B	A	2	0
---	---	---	---	---	---	---	---	---	---	---



**Fire Safety:** Included in a successful fire test to BS EN1634 Part1. For use on 30 min and 60 minute timber fire doors



**CE Marked:** Certificate: 1121-CPD-AG0097



**Certifire Approved Product:** Certificate CF577



#### AR8004

Euro Profile Mortice Sashlock Case (47.6mm centres)

#### AR8003

Oval Profile Mortice Sashlock Case (48.5mm centres)

### Mortice Deadlock Case

#### standards and certification



**Quality & Performance:** Successfully type tested to all the requirements of BS EN12209: 2003

2	H	8	1	0	F	2	B	A	0	0
---	---	---	---	---	---	---	---	---	---	---



**Fire Safety:** Included in a successful fire test to BS EN1634 Part1. For use on 30 min and 60 minute timber fire doors



**CE Marked:** Certificate 1121-CPD-AG0098



**Certifire Approved Product:** Certificate CF577



#### AR8006

Euro Profile Mortice Deadlock Case

#### AR8005

Oval Profile Mortice Deadlock Case



ARRONE® Architectural Mortice Lock Cases



**AR8023**  
5mm or 8mm Follower  
(57mm centres)

Bathroom Locks (5mm or 8mm Follower)

features

- Suitable for sprung and some unsprung door furniture
- Brass guided latchbolt
- Solid brass heavy duty deadbolt
- 5mm or 8mm turn follower
- Available in 63mm & 76mm case size
- Polished brass, satin chrome or polished stainless steel finish forend and striking plate
- Case pierced to accept bolt through furniture at 38mm centres.
- Available square or radiused forend and striking plates

standards and certification



**Quality & Performance:** Successfully type tested to all the requirements of BS EN12209: 2003

2	H	8	1	0	F	-	B	0	2	0
---	---	---	---	---	---	---	---	---	---	---



**Fire Safety:** Included in a successful fire test to BS EN1634 Part1. For use on 30min and 60 minute fire doors



**CE Marked:** Certificate: 1121-CPD-AG0103



**Certifire Approved Product:** Certificate CF577



**AR8031**  
Square Case

Bathroom Deadbolts (Square Case)

features

- For use with Bathroom Indicators & Turns with 5mm spindle
- Available in 63mm, 76mm & 100mm case size
- Polished brass, satin chrome or polished stainless steel finish forend and striking plate

standards and certification



**Quality & Performance:** Successfully type tested to all the requirements of BS EN12209: 2003

2	X	8	1	0	F	-	B	0	0	0
---	---	---	---	---	---	---	---	---	---	---



**Fire Safety:** Included in a successful fire test to BS EN1634 Part1. For use on 30 min and 60 minute timber fire doors



**CE Marked:** Certificate 1121-CPD-AG0102



**Certifire Approved Product:** Certificate CF577


## ARRONE® Architectural Mortice Lock Cases

### Bathroom Deadbolts (Tubular)

#### features

- For use with Bathroom Indicators & Turns with 5mm spindle
- 5mm steel follower
- Available in 76mm, 100mm & 128mm case size
- Polished brass or satin chrome finish forend and striking plate

#### standards and certification

 **Quality & Performance:** Successfully type tested to all the requirements of BS EN12209: 2003

2	X	8	1	0	F	-	B	0	0	0
---	---	---	---	---	---	---	---	---	---	---



**Fire Safety:** Included in a successful fire test to BS EN1634 Part1. For use on 30 min and 60 minute timber fire doors



**CE Marked:** Certificate 1121-CPD-AG0102



**Certifire Approved Product:** Certificate CF577



**AR8018**  
Tubular Deadbolt

### 5 Lever BS 3621 Mortice Locks

#### features

- Hardened steel deadbolt Easily reversible latchbolt (AR716)
- Supplied 2 keyed with ARRONE® Plus branded keyfob
- Box striking plate
- Available in 63mm or 76mm case size
- Rebate Sets available
- Polished brass or satin chrome finish forend and striking plate
- Traditional red colour lock case
- Keyed Alike Version Available

#### standards and certification

 **Quality & Performance:** Successfully type tested to all the requirements of BS3621: 2007



**Fire Safety:** Included in a successful fire test to BS EN1634 Part1. For use on 30 min and 60 minute timber fire doors



**CE Marked:** Certificate: 1121-CPD-AG0179 (AR716)

Certificate: 1121-CPD-AG0180 (AR717)



**Certifire Approved Product:** Certificate: CF577



**AR716**  
5 Lever BS 3621 Mortice Sashlock (57mm centres)

3	S	8	1	0	F	7	K	D	2	B
---	---	---	---	---	---	---	---	---	---	---

**AR717**  
5 Lever BS 3621 Mortice Deadlock

3	S	8	1	0	F	7	K	D	0	B
---	---	---	---	---	---	---	---	---	---	---

## ARRONE® Architectural Mortice Lock Cases



### AR8014

5 Lever Mortice Sashlock  
(57mm centres)

2	H	8	1	0	F	2	K	D	2	C
---	---	---	---	---	---	---	---	---	---	---



### AR8015

5 Lever Mortice Deadlock

2	H	8	1	0	F	2	K	D	0	C
---	---	---	---	---	---	---	---	---	---	---

## 5 Lever Mortice Locks

### features

- Suitable for sprung and some unsprung door furniture
- Brass guided latchbolt
- Easily reversed latchbolt without opening case
- Heavy duty brass deadbolt with hardened steel rollers
- Available in 63mm or 76mm case size
- Polished brass, satin chrome or polished stainless steel finish forend and striking plate
- Case pierced to accept bolt through furniture at 38mm centres.
- Available with square or radiused forend and striking plates

### standards and certification



**Quality & Performance:** Successfully type tested to all the requirements of BS EN12209: 2003



**Fire Safety:** Included in a successful fire test to BS EN1634 Part1. For use on 30 min and 60 minute timber fire doors



**CE Marked:** Certificate: 1121-CPD-AG0100 (AR8014)  
Certificate: 1121-CPD-AG0101 (AR8015)



**Certifire Approved Product:** Certificate CF577



### AR8001

3 Lever Mortice Sashlock  
(57mm centres)

2	H	8	1	0	F	2	K	D	2	A
---	---	---	---	---	---	---	---	---	---	---



### AR8002

3 Lever Mortice Deadlock

2	H	8	1	0	F	2	K	D	0	A
---	---	---	---	---	---	---	---	---	---	---

## 3 Lever Mortice Locks

### features

- Suitable for sprung and some unsprung door furniture
- Brass guided Latchbolt
- Easily reversed latchbolt without opening case
- Heavy duty brass deadbolt with hardened steel rollers
- Available in 63mm or 76mm case size
- Polished brass, satin chrome or polished stainless steel finish forend and striking plate.
- Available with square or radiused forend and striking plates

### standards and certification



**Quality & Performance:** Successfully type tested to all the requirements of BS EN12209: 2003



**Fire Safety:** Included in a successful fire test to BS EN1634 Part1. For use on 30 min and 60 minute timber fire doors



**CE Marked:** Certificate: 1121-CPD-AG0095 (AR8001)  
Certificate: 1121-CPD-AG0092 (AR8002)



**Certifire Approved Product:** Certificate CF577

## ARRONE® Architectural Mortice Latches

### Upright Mortice Latch

#### features

- Suitable for sprung and some unsprung door furniture
- Brass guided Latchbolt
- Easily reversed latchbolt without opening case
- Available in 63mm or 76mm case size
- Polished brass, satin chrome or polished stainless steel finish forend and striking plate.
- Available with square or radiused forend and striking plates



**AR8007**  
Upright Mortice Latch

#### standards and certification



**Quality & Performance:** Successfully type tested to all the requirements of BS EN12209: 2003

2	H	8	1*	0	F	-	B	0	2	0
---	---	---	----	---	---	---	---	---	---	---



**Fire Safety:** Included in a successful fire test to BS EN1634 Part1. For use on 30 min and 60 minute timber fire doors



**CE Marked:** Certificate 1121-CPD-AG0099



**Certifire Approved Product:** Certificate CF577

### Square Case Mortice Latch - One Way Action

#### features

- Suitable for sprung and some unsprung lever furniture
- Easily reversible latchbolt without opening case
- Brass guided latchbolt
- Available in 63mm, 76mm & 100mm case size
- Polished brass, satin chrome or polished stainless steel finish forend and striking plate
- Available with square or radiused forend and striking plates



**AR8000**  
Square Case Mortice Latch  
(One Way Action)

#### standards and certification



**Quality & Performance:** Successfully type tested to all the requirements of BS EN12209: 2003

1	G	8	1*	0	F	-	B	0	2	0
---	---	---	----	---	---	---	---	---	---	---



**Fire Safety:** Included in a successful fire test to BS EN1634 Part1. For use on 30 min and 60 minute timber fire doors



**CE Marked:** Certificate 1121-CPD-AG0094



**Certifire Approved Product:** Certificate CF577

## ARRONE® Architectural Mortice Latches



### AR8009

Square Case Mortice Latch  
(Two Way Action)

### Square Case Mortice Latch - Two Way Action

#### features

- Two way lightly sprung action is suitable for most sprung levers or sprung/unsprung knobs
- Not suitable for unsprung lever furniture
- Brass guided latchbolt
- Available in 63mm, 76mm & 100mm case size
- Polished brass, satin chrome or polished stainless steel finish forend and striking plate
- Available with square or radiused forend and striking plates

#### standards and certification



**Quality & Performance:** Successfully type tested to all the requirements of BS EN12209: 2003

2	H	8	1*	0	F	-	B	0	NPD	0
---	---	---	----	---	---	---	---	---	-----	---



**Fire Safety:** Included in a successful fire test to BS EN1634 Part1. For use on 30 min and 60 minute timber fire doors



**CE Marked:** Certificate 1121-CPD-AG0178



**Certifire Approved Product:** Certificate CF577

## ARRONE® Mortice Latches



### AR8019

Heavy Duty Tubular Mortice Latch

### Heavy Duty Tubular Mortice Latch

#### features

- Suitable for sprung and some unsprung lever furniture
- Easily reversed brass latchbolt
- Brass guided latchbolt
- Available in 63mm, 76mm, 100mm & 128mm case size
- Satin chrome and polished brass finish forends and striking plates supplied with each latch

#### standards and certification



**Fire Safety:** Included in a successful fire test to BS EN1634 Part 1: 2000. For use on a 30 min and 60 minute fire door



**CE Marked:** At the time of going to press this product was undergoing third party independent testing to BS EN12209: 2003, Once this standard is successfully achieved CE certification will be applied for.

## ARRONE® Architectural Mortice Latches

### Heavy Duty Adjustable Roller Bolt Latch

#### features

- Unique patented easy adjustment method
- Adjustable roller bolt up to 15mm projection
- Polished brass, polished stainless steel or satin chrome finish forend and striking plate



**AR750**

Adjustable Roller Bolt Latch

## ARRONE® Mortice Latches

### Tubular Mortice Latch - Square Forend

#### features

- Suitable for domestic light duty use only
- Not to be used with unsprung lever furniture
- Suitable for use with bolt through fixings
- Available in 63mm & 75mm
- Polished brass, nickel plated or polished stainless steel finish forend and striking plate



**AR8017**

Tubular Mortice Latch  
- Square Forend

## ARRONE® Mortice Locks

### Economy 3 Lever Mortice Sashlock

#### features

- Suitable for light duty domestic applications only
- Available in 63mm or 75mm case size
- Available in square or radiused forends
- Electro brassed or nickel plated forend and striking plate



**AR/M-183**

3 Lever Mortice Sashlock  
(57mm centres)

### Economy Mortice Bathroom Lock

#### features

- Suitable for light duty domestic applications only
- Available in 63mm & 75mm case size
- Available in square or radiused forend
- 5mm turn follower
- Electro brassed or nickel plated forend and striking plate



**AR/M-184**

Bathroom lock 5mm Follower  
(57mm centres)

## ARRONE® Nightlatches (Available complete with cylinder or as separate lock cases, replacement rim cylinders also available)



AR/M-840

### Standard Deadlocking Cylinder Rim Nightlatch c/w Cylinder

#### features

- Latchbolt deadlocked by two turns of the key externally
- Large "Manual Dexterity Friendly" internal handle
- Nightlatch cases available in silver (SE), polished brass (PB), satin chrome (SC) & polished chrome (PC)
- Rim cylinders available in polished brass (PB), satin chrome (SC) & polished chrome (PC)
- (Available complete with cylinder or as separate lock cases, replacement rim cylinders also available)



**Fire Safety:** Included in a successful fire test to BS EN1634 Part1. For use on 30 min and 60 minute timber fire doors



AR/M-845

### Narrow Stile Deadlocking Cylinder Rim Nightlatch c/w Cylinder

#### features

- Latchbolt deadlocked by two turns of the key externally
- Large "Manual Dexterity Friendly" internal handle
- Nightlatch cases available in silver (SE), polished brass (PB), satin chrome (SC) & polished chrome (PC)
- Rim cylinders available in polished brass (PB), satin chrome (SC) & polished chrome (PC)
- (Available complete with cylinder or as separate lock cases, replacement rim cylinders also available)



**Fire Safety:** Included in a successful fire test to BS EN1634 Part1. For use on 30 min and 60 minute timber fire doors



AR/M-850

### Standard Deadlocking Roller Bolt Cylinder Rim Nightlatch c/w Cylinder

#### features

- Roller bolt deadlocked by two turns of the key externally
- Large "Manual Dexterity Friendly" internal handle
- Nightlatch cases available in silver (SE), polished brass (PB), satin chrome (SC) & polished chrome (PC)
- Rim cylinders available in polished brass (PB), satin chrome (SC) & polished chrome (PC)
- (Available complete with cylinder or as separate lock cases, replacement rim cylinders also available)



**Fire Safety:** Included in a successful fire test to BS EN1634 Part1. For use on 30 min and 60 minute timber fire door

## ARRONE® Nightlatches

### Traditional Cylinder Rim Nightlatch

#### features

- 90mm case size, 60mm backset
- For keyed alike applications, order case only with keyed alike rim cylinders
- Champagne gold (CG) body and polished brass (PB) rim cylinder



AR/M-735

### Standard Deadlocking Cylinder Rim Nightlatch

#### features

- 90mm case size, 60mm backset
- For keyed alike applications, order case only with keyed alike rim cylinders
- Nightlatch cases available in silver (SE) & polished brass (PB)
- Rim cylinders available in polished brass (PB) & satin chrome (SC)



AR/M-740

### Narrow Stile Deadlocking Cylinder Rim Nightlatch

#### features

- 60mm case size, 40mm backset
- For keyed alike applications, order case only with keyed alike rim cylinders
- Nightlatch cases available in silver (SE) & polished brass (PB)
- Rim cylinders available in polished brass (PB) & satin chrome (SC)



AR/M-745

### Rim Cylinder

#### features

- Standard differs or keyed alike



AR/M-770



## ARRONE® 6 Pin Cylinders to Differ, Keyed Alike & Master Keyed



**AR-KD-0130**  
Euro Profile Double Cylinders



**AR-KD-0121**  
Euro Profile Key & Turn Cylinders



**AR-KD-0110**  
Euro Profile Single (Half) Cylinders

### Euro Profile Cylinders - 6 Pin

#### features

- Supplied to differ, keyed alike or master keyed, product reference shown with image is for keyed to differ
- Available in 60mm, 70mm or 80mm
- Polished brass or matt nickel plated
- Solid brass body
- Top pins made of solid brass
- Bottom pins of anti drill stainless steel
- Tested to 100,000 cycles
- In excess of 250,000 differs
- Supplied 2 keyed
- Keys manufactured from brass

#### standards and certification



**Quality & Performance:** Successfully type tested for conformity to all the requirements of BS EN1303: 2005

1	6	0	0	0	C	6	0
---	---	---	---	---	---	---	---

## ARRONE® 6 Pin Cylinders to Differ, Keyed Alike & Master Keyed

### Oval Profile Cylinders - 6 Pin

#### features

- Supplied to differ, keyed alike or master keyed, product reference shown with image is for keyed to differ
- Available in 60mm, 70mm or 80mm
- Polished brass or matt nickel plated
- Solid brass body
- Top pins made of solid brass
- Bottom pins of anti drill stainless steel
- Tested to 100,000 cycles
- In excess of 250,000 differs
- Supplied 2 keyed
- Keys manufactured from brass
- Key and turn cylinders available with choice of oval, DIN, architectural and disabled/extended turns

#### standards and certification



**Quality & Performance:** Successfully type tested for conformity to all the requirements of BS EN1303: 2005

1	6	0	0	0	C	6	0
---	---	---	---	---	---	---	---



**AR-KD-0330**  
Oval Profile Double Cylinders



**AR-KD-0321**  
Oval Profile Key & Turn Cylinders



**AR-KD-0310**  
Oval Profile Single (Half) Cylinders

## ARRONE® 6 Pin Cylinders to Differ, Keyed Alike & Master Keyed

### Rim & Round Mortice Cylinders - 6 Pin

#### features

- Supplied to differ, keyed alike or master keyed
- Polished brass or matt nickel plated



**AR-KD-0540**  
Rim Cylinder



**AR-KD-0550**  
Round Mortice  
(Threaded) Cylinder

# Locks & Cylinders

## ARRONE® 6 Pin Master Keyed Stock Suite



### AR/M-781

Euro Profile Key & Turn  
Cylinders (70mm)



### AR/M-780

Euro Profile Double  
Cylinders (70mm)



### AR/M-782

Euro Profile Single (Half)  
Cylinders (50mm)



### AR/M-784

Oval Profile Key & Turn  
Cylinders (70mm)



### AR/M-783

Oval Profile Double  
Cylinders (70mm)



### AR/M-785

Oval Profile Single (Half)  
Cylinders (50mm)



### AR/M-786

Rim Cylinders

## Euro Profile Cylinders

### features

- The ARRONE® 6 Pin Stock Suite offers an “off the shelf” pre-assembled master keyed system
- The suite consists of a master key controlling 200 straight differs
- No sub-suites or common cylinders available
- Cylinders supplied 3 keyed as standard
- Polished brass or satin chrome

## Oval Profile Cylinders

### features

- The ARRONE® 6 Pin Stock Suite offers an “off the shelf” pre-assembled master keyed system
- The suite consists of a master key controlling 200 straight differs
- No sub-suites or common cylinders available
- Cylinders supplied 3 keyed as standard
- Polished brass or satin chrome

## Rim Cylinders

### features

- Available in polished brass or satin chrome

## ARRONE® 5 Pin Cylinders To Differ

### Euro Profile Cylinders - 5 Pin

#### features

- Supplied to differ only
- Available in 60mm, 70mm or 80mm
- Polished brass or matt nickel plated
- Solid brass body
- Pins made of solid brass
- Supplied 3 keyed
- Keys manufactured from brass



**AR-KD-5130**  
Euro Profile Double Cylinders



**AR-KD-5121**  
Euro Profile Key & Turn Cylinders



**AR-KD-5110**  
Euro Profile Single (Half) Cylinders



2 Ball Bearing Stainless Steel Grade 13 102mm x 76mm x 3mm Square Corner Butt Hinge

**finishes**

- AR8180: SSS, AR9290: PSS & AR7070: PVD Brass

**standards and certification**



**Quality & Performance:** Successfully type tested for conformity to all the requirements of BS EN1935: 2002

4	7	6	1	1	4	0	13
---	---	---	---	---	---	---	----



**Fire Safety:** Included in a successful fire test to BS EN1634 Part1. Assessed for use on 30 min and 60 minute timber fire doors and 240 minutes on steel doors



**CE Marked:** Certificate: 1121-CPD-AC0070



**Certifire Approved Product:** Certificate CF369

**options**

- Also available in 3 hinge packs:  
AR8187: SSS, AR8188: PSS
- AR8184: SSS, AR9294: PSS, AR7074:PVD Brass
- Also available in 89 x 89 x 3mm (AR8183), 102mm x 102mm x 3mm (AR8184, AR9294, AR7074), 114 x 102 x 3mm (AR8185), AR8189 114mm x 114mm (AR8189 sizes



2 Ball Bearing Stainless Steel Grade 13 102mm x 76mm x 3mm Radiused Corner Butt Hinge

**finishes**

- AR8182: SSS, AR9292: PSS & AR7072: PVD Brass

**standards and certification**



**Quality & Performance:** Successfully type tested for conformity to all the requirements of BS EN1935: 2002 Grade 13

4	7	6	1	1	4	0	13
---	---	---	---	---	---	---	----



**Fire Safety:** Included in a successful fire test to BS EN1634 Part1. Assessed for use on 30 min and 60 minute timber fire doors and 240 minutes on steel doors



**CE Marked:** Certificate: 1121-CPD-AC0070



**Certifire Approved Product:** Certificate CF369

## ARRONE® Spring Hinges

### ARRONE® Single Action Spring Hinges

#### features

- Manufactured from mild steel and stated finishes are plated.
- 2 spring hinge pack comprises 2 no spring hinges for 44mm 1/2 hour fire doors
- 3 spring hinge pack comprises 2 no spring hinges and 1 no slave unit for 54mm 1 hour fire doors
- The 102mm x 75mm & 88mm x 88mm are suitable for doors up to 38kgs in weight
- The 102mm x 102mm are suitable for doors up to 60kgs in weight
- Supplied with Allen Key for adjustment of spring tension (with use of locking pin)
- The 88mm x 88mm hinge is template drilled with 3 holes
- The 102mm x 76mm is congruent drilled with 4 holes
- The 102mm x 102mm is template drilled with 4 holes

#### finishes

- Polished brass, polished stainless steel or satin stainless steel

#### standards and certification

- The 102mm x 75mm and 88mm x 88mm are fire tested to EN1634-1 and suitable for 30 min. and 1 hour to 60 min fire doors.
- The 102mm x 102mm are fire tested to EN1634-1 and suitable for 30 min. and 1 hour to 60 min fire doors.



Regular Twin Slot Traditional Shelving by elfa®



Traditional Standards / Uprights

ID NO	PRODUCT REF	DESCRIPTION	FINISH
87100157	EL-400310-WH	316mm upright (2 screw holes)	White
87100165	EL-400380-PT	316mm upright (2 screw holes)	Platinum
87100158	EL-400610-WH	636mm upright (3 screw holes)	White
87100166	EL-400680-PT	636mm upright (3 screw holes)	Platinum
87100159	EL-400910-WH	956mm upright (3 screw holes)	White
87100167	EL-400980-PT	956mm upright (3 screw holes)	Platinum
87100160	EL-401210-WH	1276mm upright (4 screw holes)	White
87100168	EL-401280-PT	1276mm upright (4 screw holes)	Platinum
87100161	EL-401610-WH	1596mm upright (5 screw holes)	White
87100169	EL-401680-PT	1596mm upright (5 screw holes)	Platinum
87100162	EL-401910-WH	1916mm upright (5 screw holes)	White
87100170	EL-401980-PT	1916mm upright (5 screw holes)	Platinum
87100163	EL-402210-WH	2236mm upright (6 screw holes)	White
87100171	EL-402280-PT	2236mm upright (6 screw holes)	Platinum
87100164	EL-402410-WH	2396mm upright (6 screw holes)	White
87100172	EL-402480-PT	2396mm upright (6 screw holes)	Platinum

## Regular Twin Slot Brackets & Accessories

### Bracket for Solid Shelving

ID NO	PRODUCT REF	DESCRIPTION	FINISH
87100173	<b>EL-411210-WH</b>	120mm bracket	<b>White</b>
87100181	<b>EL-411280-PT</b>	120mm bracket	<b>Platinum</b>
87100174	<b>EL-411710-WH</b>	170mm bracket	<b>White</b>
87100182	<b>EL-411780-PT</b>	170mm bracket	<b>Platinum</b>
87100175	<b>EL-412210-WH</b>	220mm bracket	<b>White</b>
87100183	<b>EL-412280-PT</b>	220mm bracket	<b>Platinum</b>
87100176	<b>EL-412710-WH</b>	270mm bracket	<b>White</b>
87100184	<b>EL-412780-PT</b>	270mm bracket	<b>Platinum</b>
87100177	<b>EL-413210-WH</b>	320mm bracket	<b>White</b>
87100185	<b>EL-413280-PT</b>	320mm bracket	<b>Platinum</b>
87100178	<b>EL-413710-WH</b>	370mm bracket	<b>White</b>
87100186	<b>EL-413780-PT</b>	370mm bracket	<b>Platinum</b>
87100179	<b>EL-414710-WH</b>	470mm bracket	<b>White</b>
87100187	<b>EL-414780-PT</b>	470mm bracket	<b>Platinum</b>
87100180	<b>EL-415710-WH</b>	570mm bracket	<b>White</b>
87100188	<b>EL-415780-PT</b>	570mm bracket	<b>Platinum</b>
87107666	<b>EL-416710-WH</b>	670mm bracket	<b>White</b>



### Slanting Bracket

ID NO	PRODUCT REF	DESCRIPTION	FINISH
87107668	<b>EL-412810-WH</b>	270mm slanting bracket	<b>White</b>
87107667	<b>EL-412880-PT</b>	270mm slanting bracket	<b>Platinum</b>





Regular Twin Slot Brackets & Accessories



Rod Bracket for Shelving

ID NO	PRODUCT REF	DESCRIPTION	FINISH
87107665	<b>EL-413010-WH</b>	325mm rod bracket	<b>White</b>
87107664	<b>EL-413080-PT</b>	325mm rod bracket	<b>Platinum</b>



Double-Sided Shelf Joiner

ID NO	PRODUCT REF	DESCRIPTION	FINISH
87107660	<b>EL-470216-WH</b>	Double sided shelf joiner 6 pack	<b>White</b>
87107659	<b>EL-470248-GALV</b>	Double sided shelf joiner 6 pack	<b>Galvanised</b>

Regular Twin Book Supports and Shelf Ends



Book Support

ID NO	PRODUCT REF	DESCRIPTION	FINISH
87107669	<b>EL-464816-WH</b>	1 pair 195mm x155mm book supports	<b>White</b>

Hang System Top Track and Hang Standards / Uprights



Top Track Safety (elfa® BLS)

ID NO	PRODUCT REF	DESCRIPTION	FINISH
87107776	<b>EL-420818-WH</b>	813mm top track (4 screw holes)	<b>White</b>
87105804	<b>EL-420848-PT</b>	813mm top track (4 screw holes)	<b>Platinum</b>
87107777	<b>EL-422118-WH</b>	2031mm top track (10 screw holes)	<b>White</b>
87105806	<b>EL-422148-PT</b>	2031mm top track (10 screw holes)	<b>Platinum</b>

## Hang System Top Track and Hang Standards / Uprights

### Hang Standards / Uprights

ID NO	PRODUCT REF	DESCRIPTION	FINISH
87100384	<b>EL-426310-WH</b>	1210mm Uprights	<b>White</b>
87100386	<b>EL-426380-PT</b>	1210mm Uprights	<b>Platinum</b>
87100385	<b>EL-426410-WH</b>	2010mm Uprights	<b>White</b>
87100387	<b>EL-426480-PT</b>	2010mm Uprights	<b>Platinum</b>



## Ventilated Shelving for Hang System

### elfa® Ventilated Shelving

ID NO	PRODUCT REF	DESCRIPTION	FINISH
87107780	<b>EL-450210-WH</b>	610 x 306mm ventilated shelf	<b>White</b>
87107781	<b>EL-450280-PT</b>	610 x 306mm ventilated shelf	<b>Platinum</b>
87107782	<b>EL-450310-WH</b>	610 x 406mm ventilated shelf	<b>White</b>
87105813	<b>EL-450380-PT</b>	610 x 406mm ventilated shelf	<b>Platinum</b>
87107783	<b>EL-451818-WH</b>	610 x 494mm ventilated shelf	<b>White</b>
87107784	<b>EL-451848-PT</b>	610 x 494mm ventilated shelf	<b>Platinum</b>



### Shelf Basket

ID NO	PRODUCT REF	DESCRIPTION	FINISH
87107785	<b>EL-457018-WH</b>	610 x 337 x 96mm shelf basket	<b>White</b>
87107786	<b>EL-457068-PT</b>	610 x 337 x 96mm shelf basket	<b>Platinum</b>
87107787	<b>EL-457218-WH</b>	610 x 437 x 96mm shelf basket	<b>White</b>
87107788	<b>EL-457248-PT</b>	610 x 437 x 96mm shelf basket	<b>Platinum</b>



Ventilated Shelving for Hang System



Brackets for elfa® Ventilated Shelf

ID NO	PRODUCT REF	DESCRIPTION	FINISH
87100388	<b>EL-410310-WH</b>	320mm ventilated shelf bracket	<b>White</b>
87100390	<b>EL-410380-PT</b>	320mm ventilated shelf bracket	<b>Platinum</b>
87100389	<b>EL-410410-WH</b>	420mm ventilated shelf bracket	<b>White</b>
87100391	<b>EL-410480-PT</b>	420mm ventilated shelf bracket	<b>Platinum</b>
87107778	<b>EL-410510-WH</b>	516mm ventilated shelf bracket	<b>White</b>
87107779	<b>EL-410580-PT</b>	516mm ventilated shelf bracket	<b>Platinum</b>



Bracket Cover

ID NO	PRODUCT REF	DESCRIPTION	FINISH
87107769	<b>EL-601218-WH</b>	Left Bracket Cover for 320mm Brackets	<b>White</b>
87107770	<b>EL-601288-PT</b>	Left Bracket Cover for 320mm Brackets	<b>Platinum</b>
87107771	<b>EL-601318-WH</b>	Right Bracket Cover for 320mm Brackets	<b>White</b>
87107772	<b>EL-601388-PT</b>	Right Bracket Cover for 320mm Brackets	<b>Platinum</b>
87107773	<b>EL-601618-WH</b>	Left Bracket Cover for 420mm Brackets	<b>White</b>
87105811	<b>EL-601688-PT</b>	Left Bracket Cover for 420mm Brackets	<b>Platinum</b>
87107774	<b>EL-601718-WH</b>	Right Bracket Cover for 420mm Brackets	<b>White</b>
87105812	<b>EL-601788-PT</b>	Right Bracket Cover for 420mm Brackets	<b>Platinum</b>



Shelf Basket Divider

ID NO	PRODUCT REF	DESCRIPTION	FINISH
87107789	<b>EL-473018-TP</b>	10 x 334 x 95mm Shelf Basket Divider	<b>Transparent</b>
87107790	<b>EL-601508-TP</b>	10 x 427 x 91mm Shelf Basket Divider	<b>Transparent</b>

## Ventilated Shelving for Hang System

### Closet Rod Holder

ID NO	PRODUCT REF	DESCRIPTION	FINISH
87100404	<b>EL-470110-WH</b>	Closet Rod Holder	<b>White</b>
87100405	<b>EL-470180-PT</b>	Closet Rod Holder	<b>Platinum</b>



### Closet Rod and End Caps

ID NO	PRODUCT REF	DESCRIPTION	FINISH
87107775	<b>EL-620603-CH</b>	635mm closet rod	<b>Chrome</b>
87105821	<b>EL-621203-CH</b>	1245mm closet rod	<b>Chrome</b>
87105822	<b>EL-621903-CH</b>	1854mm closet rod	<b>Chrome</b>
87111927	<b>EL-623903-PT</b>	End caps, 2 pack	<b>Platinum</b>



### Utility Hook

ID NO	PRODUCT REF	DESCRIPTION	FINISH
87107791	<b>EL-472410-WH</b>	Utility Hook 3 pack	<b>White</b>
87107792	<b>EL-472480-PT</b>	Utility Hook 3 pack	<b>Platinum</b>




### Hang Fittings for Pictures

ID NO	PRODUCT REF	DESCRIPTION	FINISH
87108052	<b>EL-427216-WH</b>	Hang fittings for pictures (pack of 2)	<b>White</b>



## ARRONE® Anti Bacterial Shelving



### Brackets & Uprights

#### Also available:

- reinforced brackets, bookends.

☒ **Quality & Performance:** Successfully type tested in accordance with the requirements of ISO 22196: 2007

- Staphylococcus aureus
- MRSA
- E Coli
- Salmonella enterica
- Legionella pneumophila
- Listeria monocytogenes

ID NO	PRODUCT REF	DESCRIPTION	FINISH
87132053	AR-B120-WH	120mm Bracket	White
87132060	AR-B170-WH	170mm Bracket	White
87132067	AR-B220-WH	220mm Bracket	White
87132074	AR-B270-WH	270mm Bracket	White
87132081	AR-B320-WH	320mm Bracket	White
87132088	AR-B370-WH	370mm Bracket	White
87132095	AR-B470-WH	470mm Bracket	White
87132102	AR-B610-WH	610mm Bracket	White
87132109	AR-BR370-WH	370mm Re-Inforced Bracket	White
87132116	AR-BR470-WH	470mm Re-Inforced Bracket	White
87132123	AR-BR610-WH	610mm Re-Inforced Bracket	White
87132130	AR-BR610-WH	200mm x 120mm Bookend	White
87132137	AR-U170-WH	170mm Upright	White
87132144	AR-U430-WH	430mm Upright	White
87132151	AR-U710-WH	710mm Upright	White
87132158	AR-U1000-WH	1000mm Upright	White
87132165	AR-U1220-WH	1220mm Upright	White
87132172	AR-U1600-WH	1600mm Upright	White
87132179	AR-U1980-WH	1980mm Upright	White
87132186	AR-U2400-WH	2400mm Upright	White

## Dorgard

### Fire Safety Devices



- Wedging open fire doors is illegal and dangerous. Dorgard provides a simple solution for legally holding open fire doors, this will automatically close the door when the fire alarm sounds.
  - Wireless unit with fail-to-safe technology
  - Improves access throughout buildings inline with recommendations contained within BS8300
  - Complies with BS EN 1155 and accepted by the Fire and Rescue Services
  - Available in a variety of colours and finishes
  - Automatic night-time release facility
  - Adjustable sensitivity
  - CE marked
- How does Dorgard Work?**
- Once installed, Dorgard works by listening out for a continuous sound of 65 decibels or higher. Once this sound has been identified, after approximately 14 seconds Dorgard will release the fire door and under the pressure of the overhead door closer the door will close, sealing the area and preventing the spread of smoke and fire.
  - As Dorgard is wireless it requires no wiring into the building's main fire alarm system meaning that disruption during installation is minimal and fast.
  - When Dorgard is holding a fire door open, it "listens" for the continuous sound of a fire alarm. Dorgard needs to "hear" a fire alarm that exceeds 65 decibels for longer than 14 seconds. At a general noise level of 80 decibels Dorgard will release. This facility has been built into the unit as a safety feature. Should the noise level in your premises exceed 80 decibels it is unlikely that you would hear a 65 decibel alarm, therefore the Dorgard releases the fire door to close.
  - Unlike electro-magnetic retainers (EMR),
  - Dorgard requires no wiring as it is battery operated and self-contained. Installation is easy, quick and non-disruptive. It is affixed to your fire door with four screws and takes approximately 5
  - minutes to install. Once you have inserted two batteries (supplied), Dorgard is ready for duty.

ID NO	PRODUCT REF	DESCRIPTION
87133553	<b>AR/E-DG2000-B</b>	DORGARD ACOUSTIC BATTERY OPERATED RETAINING DEVICE BLACK
87133560	<b>AR/E-DG2000-R</b>	DORGARD ACOUSTIC BATTERY OPERATED RETAINING DEVICE RED
87133567	<b>AR/E-DG2000-W</b>	DORGARD ACOUSTIC BATTERY OPERATED RETAINING DEVICE WHITE
87133574	<b>AR/E-DG2000-M</b>	DORGARD ACOUSTIC BATTERY OPERATED RETAINING DEVICE MAHOGANY

ARRONE® Access Control Kits

Standalone Proximity & Keypad System Kit 1  
(Inward Opening Doors)

features

- Can be used as a Standalone Keypad System or a Proximity System
- Entrance gained by entering pin code or proximity card/fob
- For higher security level functions, pin code and card/fob combined entrance
- Egress by half lever handle set (mortice) or knob function on lock (rim)
- AR/E-KP500 suitable for internal/external mounting, weather resistant
- Add and delete card/fob users via built in controller on keypad
- Works off 12V DC supply only
- Fail secure mode lock will remain locked in the event of power failure
- AR/E-KP500 comes with 5 proximity cards as standard, extra cards/fobs can be ordered



ID NO	PRODUCT REF	DESCRIPTION
87119257	<b>AR/E-KEYPROX/KIT1</b>	Complete Door Kit
87119250	<b>AR/E-KP500</b>	Standalone Keypad with Built in Proximity Reader, 500 User 12V DC
87108116	<b>AR/E-PSU1201C</b>	1amp 12V DC Power Supply Unit with Battery Charger
87108101	<b>AR/E-GAER</b>	Rim/Mortice Electric Strike 12V AC /DC Fail Secure

Standalone Proximity & Keypad System Kit 5  
(Inward Opening Doors)

features

- Can be used as a Standalone Keypad System or a Proximity System
- Entrance gained by entering pin code or proximity card/fob
- For higher security level functions, pin code and card/fob combined entrance
- Egress by exit button
- AR/E-KP500 suitable for internal/external mounting, weather resistant
- Add and delete card/fob users via built in controller on keypad
- Works off 12V DC supply only
- Fail safe mode lock will remain unlocked in the event of power failure
- AR/E-KP500 comes with 5 proximity cards as standard, extra cards/fobs can be ordered



ID NO	PRODUCT REF	DESCRIPTION
87119285	<b>AR/E-KEYPROX/KIT5</b>	Complete Door Kit
87119250	<b>AR/E-KP500</b>	Standalone Keypad with Built in Proximity Reader, 500 User 12V DC
87108116	<b>AR/E-PSU1201C</b>	1amp 12V DC Power Supply Unit with Battery Charger
87105799	<b>AR/E-M7010</b>	Slimline Magnetic Lock 12/24V DC Surface Mount 300kg Hold Force
87109440	<b>AR/E-300ZL</b>	Z & L Bracket for Inward Opening Doors
87105784	<b>AR/E-C6021</b>	White Plastic Exit Button (Press to Exit) Surface Mount
87105785	<b>AR/E-C6022</b>	Emergency Green Break Glass Unit

## ARRONE® Door Access Kits

### Standalone Proximity & Keypad System Kit 6 (Inward Opening Doors)

#### features

- Can be used as a Standalone Keypad System or a Proximity System
- Entrance gained by entering pin code or proximity card/fob
- For higher security level functions, pin code and card/fob combined entrance
- AR/E-KP500 suitable for internal/external mounting, weather resistant
- Add and delete card/fob users via built in controller on keypad
- Works off 12V DC supply only
- Fail safe mode lock will remain unlocked in the event of power failure
- AR/E-KP500 comes with 5 proximity cards as standard, extra cards/fobs can be ordered



### Standalone Proximity & Keypad System Kit 11 (Inward/Outward Opening Doors)

#### features

- Can be used as a Standalone Keypad System or a Proximity System
- Entrance gained by entering pin code or proximity card/fob
- For higher security level functions, pin code and card/fob combined entrance
- Egress by exit button or half lever handle set
- AR/E-KP500 suitable for internal/external mounting, weather resistant
- Add and delete card/fob users via built in controller on keypad
- Works off 12V DC supply only
- Fail secure / fail safe field switchable
- AR/E-KP500 comes with 5 proximity cards as standard, extra cards/fobs can be ordered



ID NO	PRODUCT REF	DESCRIPTION
87119292	<b>AR/E-KEYPROX/KIT6</b>	Complete Door Kit
87119250	<b>AR/E-KP500</b>	Standalone Keypad with Built In Proximity Reader, 500 User 12V DC
87105797	<b>AR/E-PSU1202C</b>	2amp 12V DC Power Supply Unit with Battery Charger
87105800	<b>AR/E-M7011</b>	Slimline Double Magnetic Lock 12/24V DC Surface Mount 300kg Hold Force
87109440	<b>AR/E-300ZL</b>	2x Z & L Bracket for Inward Opening Doors
87105784	<b>AR/E-C6021</b>	White Plastic Exit Button (Press to Exit) Surface Mount
87105785	<b>AR/E-C6022</b>	Emergency Green Break Glass Unit

ID NO	PRODUCT REF	DESCRIPTION
87119327	<b>AR/E-KEYPROX/KIT11</b>	Complete Door Kit
87119250	<b>AR/E-KP500</b>	Standalone Keypad with Built In Proximity Reader, 500 User 12V DC
87108116	<b>AR/E-PSU1201C</b>	1amp 12V DC Power Supply Unit with Battery Charger
87105912	<b>AR/E-R2024</b>	Mortice Electric Strike 12V DC Fail Secure/Safe Switchable
87120237	<b>AR/E-0610-1</b>	1 Gang Surface Shroud To Suit Buttons/Key Switches
87105782	<b>AR/E-C6019</b>	Green Dome Exit Button Flush Mount 1 Gang
87105785	<b>AR/E-C6022</b>	Emergency Green Break Glass Unit



ARRONE® Digital Locks



ARRONE® Mechanical digital locks offer a number of advantages over keyed locking systems:

- Convenience, requiring no keys, cards or tokens which can become lost or stolen
- Totally self contained requiring no additional hardware
- Tubular latch requires minimal cutting out of the door, making installation very quick and simple
- Reinstating security is quick and simple if codes are compromised by staff turnover

ARRONE® AR/D-195 & AR/D-295 Digital Locks

application

The New ARRONE® range of mechanical digital locks is designed to offer a simple and convenient means of providing moderate security for low to medium traffic areas such as storerooms, workshops, plant rooms and offices. These mechanical units are operated by a digital push button code of up to 7 digits.

features

The internal mechanism provides egress by pad lever (AR/D-195) or hexagonal turn knob (AR/D-295) and the 2 parts (internal and external sections) are fitted back to back through the door to operate a simple tubular latch which is morticed into the door.

AR/D-195 / 295 Technical Details

- 14 digit pin tumbler system
- 8,000 code combinations
- Single user code of 4 to 7 digits as standard
- Die cast zinc body
- Dual function holdback facility (On or Off)
- Non handed suitable for left and right hand applications
- Suitable for internal use
- Supplied with deadlocking tubular latch with 60mm backset – Larger Backset latches are available to special order
- Suitable for timber or metal doors from 33mm to 55mm thick – Longer spindles & screws available for larger door thicknesses
- Available in satin chrome finish



**Fire Safety:** Successful fire test to BS EN1634 Part 1. Assessed for use on 30 and 60 minute timber fire doors

ID NO	PRODUCT REF	DESCRIPTION	FINISH
87128205	AR/D-195	Pad lever push button digital lock	SC
87128212	AR/D-295	Hexagonal Turn knob digital lock	SC
87133979	AR/D-195	Push Button Digital Lock	EB
87133986	AR/D-195	Push Button Digital Lock	PVD SSS
87133993	AR/D-195	Push Button Digital Lock	PVD PSS
87134000	AR/D-195	Push Button Digital Lock	PVD PB

## ARRONE® Door Access Kits

### ARRONE® Door Entry Systems



The AR/E-50P/DRC-40CK is an entry level, 1-way, colour video entry kit. By employing the same high quality components and build specification as the standard Commax range, the system meets the requirements for video entry where traditional systems may be uneconomical.

- Supplied in a boxed kit form, the AR/E-50P/40CK includes a stylish 5" LCD TFT colour monitor and a robust door station. The system requires just 4 wires to connect the door station to the monitor handset, and with the lock release function being supplied from the door station, the installation is simple and fast.
- Options include a flush or surface mounted, stainless steel housing kit with the additional option of integrating a keypad or proximity reader. A second door station can be connected, along with a second monitor handset and/or an audio extension phone.

#### features

- 5" TFT LCD colour monitor
- Robust door station
- Up to 2 door stations
- Up to 2 monitors and audio phone
- 4-wire connection
- Lock control from door station
- Door answer/door monitor
- Extremely competitive
- 12 months warranty

ID NO	PRODUCT REF	DESCRIPTION
87110583	<b>AR/E-50P/DRC-40CK</b>	1-Way Colour Video Entry

### Standalone Proximity Controller & Readers



- Intelligent proximity keypads offer a reliable and secure access control solution to standalone applications.

ID NO	PRODUCT REF	DESCRIPTION
87108095	<b>AR/E-PROMI-500</b>	CDV Proximity reader & controller users 500
87108090	<b>AR/E-DGLI</b>	CDV Stainless Steel Proximity Reader

This keypad is an entry level stainless steel keypad. It has fluorescent keys to assist in darkness, and accepts 8 users with 2 x output relays. Programming is via a master code.



#### features

- Users: 8
- Finish: Stainless Steel
- Voltage: 12V AC/DC & Current: 80mA
- Dimensions: 114 x 62 x 37mm
- Environmental: IP61

ID NO	PRODUCT REF	DESCRIPTION
87108091	<b>AR/E-C2R-S</b>	Stainless Steel Keypad 8 Users

This keypad is an economy self contained keypad. Programmed via a master code, the unit has LED and audible indication, with exit button input and timed relay output.



#### features

- Users: 100
- Voltage: 12V AC/DC & Current: 80mA
- Dimensions: 143 x 78 x 28mm
- Environmental: IP54
- Made from polycarbonate

ID NO	PRODUCT REF	DESCRIPTION
87108081	<b>AR/E-PROMI-ECO</b>	Economy Standalone Keypad 100 Users

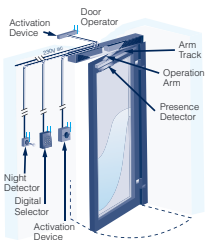
ARRONE® Automatic Operators and Accessories



Sliding Arm (S)



Articulated Arm (A)



Swing Door Operators

features

- Low energy
- Power open / spring close
- Power assist selectable (push & go)
- Wind stop selectable & adjustable
- Electric latch release (selectable)
- Adjustable spring pressure (for manual mode)
- Auto reverse function (in both directions)
- Intelligent time selector (will differentiate between "Push & Go" and disabled access)
- Auto time adjust for heavy traffic
- Spring will close door In power failure
- Emergency override will open door in all conditions
- Quiet in operation
- 3 way selector switch (eliminates need for external keyswitch)

Safety

- All installations must comply with BS7036:
- Safety Presence Detectors to prevent the door coming into contact with pedestrians or other objects.
- Door Loop to carry the cable between the Presence Detectors and Door Operator Unit.
- Fingershield installed to the hinge side of the door to reduce the risk of finger entrapment.
- Door Sign "Caution Automatic Door"
- NB. For a Survey Report Form to select the correct size of Swing Door Operator and Accessories i.e Motion and Presence Sensor or Remote Control Please contact the HOPPE (UK) Ltd Sales Office.

ID NO	PRODUCT REF	DESCRIPTION
87109488	<b>AR/E-2004 A</b>	Low Energy Automatic Door Operator Suitable for Outward Opening Doors 120kg Articulated Arm
87109676	<b>AR/E-2004 S</b>	Low Energy Automatic Door Operator Suitable for Inward Opening Doors 120kg Sliding Arm
87109489	<b>AR/E-2009 A</b>	Low Energy Automatic Door Operator Suitable for Outward Opening Doors 230kg Articulated Arm
87109677	<b>AR/E-2009 S</b>	Low Energy Automatic Door Operator Suitable for Inward Opening Doors 230kg Sliding Arm
87108144	<b>AR/E-DWS102ACD</b>	Single Door Operator 230 Vac 100kg with Articulated Arm
87108145	<b>AR/E-DWS102SCD</b>	Single Door Operator 230 Vac 100kg with Sliding Arm

## ARRONE® Automatic Operators and Accessories

### Automation Accessories

- All Door Automation Installations should be carried out by a Qualified Automation Installer to conform to the BS7036 Standard
- Site Survey visits and Installation service may be offered Via HOPPE UK depending on distance and criteria.
- A site survey form is available if required. Please call our Sales office for more Information.

ID NO	PRODUCT REF	DESCRIPTION
87109439	<b>AR/E-DWKBA</b>	Articulated Arm to suit Digiway
87109438	<b>AR/E-DWKBS</b>	Slide Arm to suit Digiway
87109493	<b>AR/E-750/1</b>	Active Infra Red Detector 750mm (2 modules) silver housing
87109494	<b>AR/E-330</b>	Active Infra Red Detector 330mm (1 module) silver housing
87109496	<b>AR/E-C6039</b>	Scroll finger protection unit to prevent finger entrapment to be used on swing doors to BS7036
87109492	<b>AR/E-EZ-PIR</b>	Microwave Motion Detector Multi-Directional 12-24vac-12-30vdc
87108118	<b>AR/E-FM</b>	Vandal resistant door loop
87105958	<b>AR/E-C6028</b>	Receiver unit single channel 4 relays 12 - 24V
87105959	<b>AR/E-C6029</b>	Transmitter token
87105786	<b>AR/E-C6023</b>	Standard door loop
87108121	<b>AR/E-CM41-4</b>	All-active exit switch, stainless steel, push to open & disabled logo
87108122	<b>AR/E-CM43-S</b>	Surface back box for CM41 Series
87108123	<b>AR/E-CM43-F</b>	Flush back box for CM41 Series
87109490	<b>AR/E-SYSCABLE</b>	Synchronised Cable for Double doors
87109495	<b>AR/E-C6038</b>	"Automatic Door" Sign Self Adhesive
87109498	<b>AR/E-KS-3WAY</b>	3 Way keyswitch
87109903	<b>AR/E-FDN1</b>	Programmer & Task Module - for rebated doors
87109904	<b>AR/E-REVEAL ARM</b>	To suit 2009& 2004 operator 150mm
87109905	<b>AR/E-REVEAL ARM</b>	To suit 2009& 2004 operator 250mm
87109906	<b>AR/E-ARTIC ARM</b>	Outward Opening to suit 2009& 2004 operator
87109907	<b>AR/E-SLIDE ARM</b>	Inward Opening Arm to suit 2009& 2004 operator
87120286	<b>AR/E-0663-1</b>	AR/E-0663-1 3 position keyswitch on/off/auto 1 gang flush mount
87120237	<b>AR/E-0610-1</b>	1 Gang Surface Shroud To Suit Buttons/Keyswitches SSS
87120265	<b>AR/E-0661-1</b>	AR/E-0661-1 gang flush mount fixed cylinder keyswitch maintained on/off
87120272	<b>AR/E-0660-1</b>	AR/E-0660-1 gang flush mount fixed cylinder keyswitch momentary on/off
87120279	<b>AR/E-0663-1NS</b>	AR/E-0663-1NS Narrow style keyswitch flush maintained on/off/Auto
87120244	<b>AR/E-0620-1</b>	Narrow Style Surface Shroud To Suit Buttons/Keyswitches SSS
87120293	<b>AR/E-0661-1NS</b>	AR/E-0661-1NS 2 Position Keyswitch Maintained ON/OFF
87120300	<b>AR/E-0660-1NS</b>	AR/E-0660-1NS 2 Position Keyswitch Momentary ON/OFF

AR/E-750/1



AR/E-EZ-PIR



AR/E-CM41-4



AR/E-0661-1

## Videx Security



### 8000 Series Audio Kit

#### Modular standard

- The circuitry of the outdoor stations provided with these kits has a built in lock relay to enable the electric lock.
- This reduces the cable requirements to only 4 ("3 + 1") between the outdoor station and the intercom
- This reduced cable requirement allows longer cable runs and reduced cable sizes to be used between the two units .

#### options available on request

- Video options are available to order.
- Larger kits available on request
- We can add proximity options to any of the above kits where a proximity kit can either be fitted to a panel mount cut out using a 3rd party reader or where there is the option to use Videx proximity kits built into these panels upon request.

ID NO	PRODUCT REF	DESCRIPTION
87107185	<b>AR/E-8K1S</b>	1 Way Audio Surface Door Kit Satin Stainless Steel Finish
87107186	<b>AR/E-8K2S</b>	2 Way Audio Surface Door Kit Satin Stainless Steel Finish
87108178	<b>AR/E-DK8K-1S</b>	1 Way Audio/Keypad Door Kit Surface Mounted - SSS Finish
87107187	<b>AR/E-DK8K-1</b>	1 Way Audio/Keypad Door Kit Flush Mounted - SSS Finish
87108101	<b>AR/E-GAER</b>	Rim/Mortice mount Electric strike 12vac/dc Fail Secure (locked)



### Audio Entry Kits - BSTL (Bell System)

#### Modular Systems

ID NO	PRODUCT REF	DESCRIPTION
87132998	<b>AR/E-901</b>	1 Station Door Entry System Complete With Lock Release Surface Mount
87133005	<b>AR/E-902</b>	2 Station Door Entry System Complete With Lock Release Surface Mount

### Audio Entry Kits - BSTL (Bell System)

#### Vandal resistant Audio

ID NO	PRODUCT REF	DESCRIPTION
87133012	<b>AR/E-VRK-1</b>	1 Station Door Entry System Vandal Resistant Flush mount
87133019	<b>AR.E-VRK1-S</b>	1 Station Door Entry System Vandal Resistant Surface mount

### Audio Entry Kits - BSTL (Bell System)

#### Video Entry Colour Bellini

ID NO	PRODUCT REF	DESCRIPTION
87133026	<b>AR/E-BLV1</b>	1 station Bellini colour video kit Surface Mount



## Kaba E-Plex 2000

---

### **application**

Traditionally, electronic access control has require wires and/or batteries—not anymore!

In fact, with Kaba, it can be so easy, you don't need any wires, software or batteries! The E-Plex 2000 series makes it easy to get the security and convenience of electronic access control, without any hassle or complication. It's easy to install, use, and maintain, while also being budget friendly. Features include multiple access codes, multiple authority levels, and other customizable parameters. The E-Plex 2000 series is available in two different power configurations: One, is the self-powered version that uses PowerStar™ technology so there are no wires to install or batteries to replace. Power is generated by a simple turn of the lever. The second option is a battery-operated version that does not require any wires to, or through the door.

- Optional PowerStar™ Patented Technology Powers the Lock with Each Turn of the Lever
- No Batteries to Replace Saves Money and Helps the Environment
- No Labor Cost Replacing Batteries



## Security Door Handles



Tôkyô 1710RH/3369N-ZA/3360N -  
Lever/Lever Set PAS 24+

### Lever furniture set to suit multipoint locks with 92mm cylinder centres

- The unsprung levers are fixed to the backplate and by design are fully reversible
- Fixing lugs are supplied on both backplates for a secure fit
- M6 hardened steel screws for added strength
- Solid external backplate with protective cylinder cover
- Third party independently tested and satisfies the requirements of PAS 24 clause A.11
- Holds a Secured By Design Licence

#### features

**Guarantee:** 10 year operational guarantee



Tôkyô 1710RH/3239N-ZA/3623N -  
Lever/Lever Set PAS 24+

### Lever furniture set to suit multipoint locks with 92mm cylinder centres

- The sprung levers are fixed to the backplate and by design are fully reversible
- Fixing lugs are supplied on both backplates for a secure fit
- M6 hardened steel screws for added strength
- Solid external backplate with protective cylinder cover
- Third party independently tested and satisfies the requirements of PAS 24 clause A.11
- Holds a Secured By Design Licence

#### features

**Guarantee:** 10 year operational guarantee

### Tōkyō 1710RH/3370N - Lever/Lever Set

#### Lever furniture set to suit multipoint locks with 92mm cylinder centres

- HOPPE aluminium lever set on backplate for exterior doors, Tōkyō series. To suit multipoint locks with 92mm cylinder centres. The unsprung levers are fixed to the backplate and by design are fully reversible. Fixing lugs are supplied on both backplates for a secure fit. Aluminium lever and backplate.

#### features

**Guarantee:** 10 year operational guarantee



### Tōkyō 76G/3370N/3360N/1710RH - Lever/Pad Set

#### Moveable pad furniture set to suit multipoint locks with 92mm cylinder centres

- HOPPE aluminium lever / moveable pad set on backplate for exterior doors, Tōkyō series. To suit multipoint locks with 92mm cylinder centres. The unsprung lever and pad handle are fixed to the backplate and by design are fully reversible. Fixing lugs are supplied on both backplates for a secure fit. Aluminium lever, pad and backplate.

#### features

**Guarantee:** 10 year operational guarantee





## To Suit Multipoint Locks - 92mm Centres



**Tôkyô 1710RH/3633N/3623N -  
Lever/Lever Set**

**Lever furniture set to suit multipoint locks with 92mm cylinder centres (Paddock)**

- HOPPE aluminium lever set on backplate for exterior doors, Tôkyô series. To suit paddock multipoint locks with 92mm cylinder centres. The sprung levers are fixed to the backplate and by design are fully reversible. Fixing lugs are supplied on both backplates for a secure fit. Aluminium lever and backplate.

**features**

**Guarantee:** 10 year operational guarantee



**Tôkyô 76G/3633N/3623N/1710RH -  
Lever/Pad Set**

**Moveable pad furniture set to suit multipoint locks with 92mm / 62mm cylinder centres (Paddock)**

- HOPPE aluminium lever / moveable pad set on backplate for exterior doors, Tôkyô series. To suit Paddock multipoint locks with 92mm / 62mm cylinder centres. The sprung lever and pad handle are fixed to the backplate and by design are fully reversible. Fixing lugs are supplied on both backplates for a secure fit. Aluminium lever, pad and backplate.

**features**

**Guarantee:** 10 year operational guarantee

## To Suit Multipoint Locks - 92mm Centres

### Atlanta 1530/3337 - Lever/Lever Set

#### Lever furniture set to suit multipoint locks with 92mm cylinder centres

- HOPPE aluminium lever set on backplate for exterior doors, Atlanta series. To suit multipoint locks with 92mm cylinder centres. The unsprung levers are fixed to the backplate and by design are fully reversible. Fixing lugs are supplied on both backplates for a secure fit. Aluminium levers with stainless steel underconstruction and aluminium coverplate.

#### features

**Guarantee:** 10 year operational guarantee



### Atlanta 76G/3337/1530 - Lever/Pad Set

#### Moveable pad furniture set to suit multipoint locks with 92mm cylinder centres

- HOPPE aluminium lever / moveable pad set on backplate for exterior doors, Atlanta series. To suit multipoint locks with 92mm cylinder centres. The unsprung lever and pad handle are fixed to the backplate and by design are fully reversible. Fixing lugs are supplied on both backplates for a secure fit. Aluminium lever and pad with stainless steel underconstruction and aluminium coverplate.

#### features

**Guarantee:** 10 year operational guarantee



## Designer Door Handle Range



### Rodos M1603/200LM - Lever/Lever Set

#### Lever furniture set to suit multipoint locks with 92mm cylinder centres

- HOPPE brass lever set on backplate for exterior doors, Rodos series. To suit multipoint locks with 92mm cylinder centres. Supplied separately, the levers are non handed for ease of stockholding and can be fixed to the door with the grub screws as supplied.

#### features

**Guarantee:** 10 year operational guarantee



*\*available in*  
**Resista®**  
*10 years' surface  
guarantee*

## Designer Door Handle Range

### Phoenix M1640/200LM - Lever/Lever Set

#### Lever furniture set to suit multipoint locks with 92mm cylinder centres

- HOPPE brass lever set on backplate for exterior doors, Phoenix series. To suit multipoint locks with 92mm cylinder centres. Supplied separately, the levers are non handed for ease of stockholding and can be fixed to the door with the grub screws as supplied.

#### features

**Guarantee:** 10 year operational guarantee



\*available in  
**Resista®**  
10 years' surface  
guarantee



### Athinai M156/200LM - Lever/Lever Set

#### Lever furniture set to suit multipoint locks with 92mm cylinder centres

- HOPPE brass lever set on backplate for exterior doors, Athinai series. To suit multipoint locks with 92mm cylinder centres. Supplied separately, the levers are non handed for ease of stockholding and can be fixed to the door with the grub screws as supplied.

#### features

**Guarantee:** 10 year operational guarantee



\*available in  
**Resista®**  
10 years' surface  
guarantee



## Designer Door Handle Range



*\*available in*  
**Resista®**  
*10 years' surface  
guarantee*

### Bergen M1602/200LM - Lever/Lever Set

#### Lever furniture set to suit multipoint locks with 92mm cylinder centres

- HOPPE brass lever set on backplate for exterior doors, Bergen series. To suit multipoint locks with 92mm cylinder centres. Supplied separately, the levers are non handed for ease of stockholding and can be fixed to the door with the grub screws as supplied.

#### features

**Guarantee:** 10 year operational guarantee



*\*available in*  
**Resista®**  
*10 years' surface  
guarantee*

### Capri M1950/200LM - Lever/Lever Set

#### Lever furniture set to suit multipoint locks with 92mm cylinder centres

- HOPPE brass lever set on backplate for exterior doors, Capri series. To suit multipoint locks with 92mm cylinder centres. Supplied separately, the levers are non handed for ease of stockholding and can be fixed to the door with the grub screws as supplied.

#### features

**Guarantee:** 10 year operational guarantee

## HOPPE PVCu Door Furniture

### Paris 138/3337 - Lever/Lever Set

#### Lever furniture set to suit multipoint locks with 92mm cylinder centres

- HOPPE aluminium extended lever on backplate for exterior doors, Paris series. To suit multipoint locks with 92mm cylinder centres. The unsprung levers are fixed to the backplate and by design are fully reversible. Fixing lugs are supplied on both backplates for a secure fit. Aluminium levers with stainless steel underconstruction and aluminium coverplate.



**Conformity Statement:** Meets the dimensional recommendations of BS8300 and Approved Document "M"

#### features

**Guarantee:** 10 year operational guarantee



### Marseille 1138/3337 - Lever/Lever Set

#### Lever furniture set to suit multipoint locks with 92mm cylinder centres

- HOPPE aluminium extended lever on backplate for exterior doors, Marseille series. To suit multipoint locks with 92mm cylinder centres. The unsprung levers are fixed to the backplate and by design are fully reversible. Fixing lugs are supplied on both backplates for a secure fit. Aluminium levers with stainless steel underconstruction and aluminium coverplate.



**Conformity Statement:** Meets the dimensional recommendations of BS8300 and Approved Document "M"

#### features

**Guarantee:** 10 year operational guarantee



## HOPPE PVCu Window Furniture



### Tōkyō 0710ES/6 Inline Locking Espagnolette Handle

#### **HOPPE aluminium lockable window handle with 90° stop position, for espagnolette window locks**

- HOPPE aluminium lockable window handle with 90 degree stop position, for espagnolette window locks. Tōkyō series. The inline lever is fixed to the backplate and by design is fully reversible. In operation the handle is opened by pushing the cylinder button. The handle locks automatically when closed, however for additional security the cylinder can also be deadlocked with the key. Fixing screws are concealed by covercap as supplied. Also available: Cylinder cover for non locking applications.
- Spindle sizes available: 10mm, 12mm, 16mm, 20mm, 25mm, 30mm, 40mm and 50mm (50mm to order)
- For ID numbers please contact the Sales Centre

#### **features**

**Guarantee:** 10 year operational guarantee



### Toyko 0710EVKS/6 Cranked Locking Espagnolette Handle

#### **HOPPE aluminium lockable window handle with 90° stop position, for espagnolette window locks**

- HOPPE aluminium lockable window handle with 90 degree stop position, for espagnolette window locks. Tōkyō series. The cranked lever is fixed to the backplate and by design is handed. In operation the handle is opened by pushing the cylinder button. The handle locks automatically when closed, however for additional security the cylinder can also be deadlocked with the key. Fixing screws are concealed by covercap as supplied. Also available: Cylinder cover for non locking applications.
- Please specify left or right hand.
- Spindle sizes available: 10mm, 12mm, 16mm, 20mm, 25mm, 30mm, 40mm and 50mm (50mm to order)
- For ID numbers please contact the Sales Centre

#### **features**

**Guarantee:** 10 year operational guarantee

## HOPPE PVCu Window Furniture

### Tôkyô 0710S/U26 Locking Tilt Before Turn Handle

#### **HOPPE aluminium locking TBT (Tilt-Before-Turn) window handle for tilt-and-turn windows**

- HOPPE aluminium locking TBT (Tilt-Before-Turn) window handles for tilt-and-turn windows, Tôkyô series. In operation the handle will engage in four positions at 90 degree intervals and when locked will always move freely to the tilt position, the turn position is always key controlled. If rotated 180 degrees prior to fitting the handle can be locked in the closed position, and operated as a tilt-and-turn handle. Also available with 38mm and 44mm spindle projection.

#### **features**

**Guarantee:** 10 year operational guarantee



### Atlanta 0530S/U26 Locking Tilt Before Turn Handle

#### **HOPPE aluminium locking TBT (Tilt-Before-Turn) window handle for tilt-and-turn windows**

- HOPPE aluminium locking TBT (Tilt-Before-Turn) window handles for tilt-and-turn windows, Atlanta series. In operation the handle will engage in four positions at 90 degree intervals and when locked will always move freely to the tilt position, the turn position is always key controlled. If rotated 180 degrees prior to fitting the handle can be locked in the closed position, and operated as a tilt-and-turn handle. Also available with 38mm and 44mm spindle projection to special order.

#### **features**

**Guarantee:** 10 year operational guarantee





Appointed Distributor:

HOPPE (UK) Ltd (Architectural Division) Gailey Park  
Gravelly Way Standeford Wolverhampton WV10 7GW

Tel: 01902 484 400 Fax: 01902 484 406

Tel: Sales Direct: 01902 484 410/20

Fax: Sales Direct: 01902 484 417/27

E-Mail: [info.uk@hoppe.com](mailto:info.uk@hoppe.com) Website: <http://www.hoppe.co.uk>